



COAT



CLEAN



COOL



CONVEY



CONSERVE



NEW VARI^{BLAST} Safety Air Guns..... pg. 99

NEW Sanitary Flange Line Vac™ pg. 152

NEW GET4 Static Eliminators..... pg. 108

31
CATALOG



YOU REQUESTED THIS CATALOG AND PRICE LIST.
PLEASE SEE MAILING LABEL ON BACK COVER.

Stay up to date by visiting our website and take advantage of the information and services we didn't have room to display in this catalog.



The digital home of Intelligent Compressed Air® products for industry



Where you can

- **Chat live** with our problem solving, technical expert Application Engineers
- **Watch product videos** to learn more about the features and benefits of our engineered products
- Quickly **order online** with a purchase order or credit card (US & Canada)
- **Access product presentation slides** you can use to educate others
- **Find International Distributors** all across the world



Access our Knowledge Base to

- **Download 3D models** and CAD drawings in multiple formats to place into your drawings
- **Calculate air savings and ROI** to see how quickly EXAIR products will pay off
- Search our **Case Study Library & Applications database** and become familiar with how our products solve problems
- **Use our product FAQ's** for quick access to our most common questions
- Learn about our free **Efficiency Lab** service and use it to **determine air and money savings** you can achieve when installing EXAIR engineered solutions
- Collect compressed air data and pipe sizing recommendations
- **Find Flow, Force and Heat conversions**



Visit our PDF library and download

- Electronic files of **the entire catalog** or individual sections
- **Installation and Maintenance Guides** on every EXAIR product
- Our current **price list** to have all product prices in one convenient location
- EXAIR's **Air Nozzle Blowoff Guide** to see the details on our enormous selection of sizes, materials and performance options



Follow our blog for 5 new entries a week and learn

- Details and installations of widely varied applications
- The methodology and results of critical mathematical formulas which help determine money savings, air savings, performance benefits and more
- New product releases before they reach our catalog or website
- More about EXAIR, our team and community involvement
- **Go to** blog.exair.com

Make social connections

- Watch **over 90 videos** on EXAIR's YouTube Channel and see product features and benefits, applications, Tips & Tricks, How-to, our team members, or be entertained by Professor Penurious!
- **Follow our Company on Twitter @EXAIR** or our Application Engineers and learn more about promotions, updates on manufacturing, engineering and international industry perspective.



@EXAIR_BB



@EXAIR_BF



@EXAIR_JB



@EXAIR_JN



@EXAIR_LE



@EXAIR_NR



@EXAIR_RB



@EXAIR_TD

- **Connect with us on Facebook** at facebook.com/exair or follow us on Google+

Not on a PC? Our website is mobile friendly

Terms and Conditions	4
Efficiency Lab	5
Standards Compliance	208



6 EXAIR Optimization

Minimize compressed air use and detect wasteful leaks

6 Steps to Optimization	6
Electronic Flow Control	7
Digital Flowmeter with wireless capability	10
Digital Flowmeter	12
Digital Sound Level Meter	15
Ultrasonic Leak Detector	16



18 Air Knives

Blowoff, clean, dry and cool with less noise and air consumption

Super Air Knife	18
Compare Blowoffs	21
Explanation of Materials	24
Universal Air Knife Mounting System	27
Plumbing Kits	27
Standard Air Knife	31
Full-Flow Air Knife	34



36 Air Wipes

Blowoff, dry, clean and cool pipe, cable, extruded shapes and hose

Super Air Wipes	36
Standard Air Wipes	40



42 Air Amplifiers

Vent, exhaust, cool, dry and clean - with no moving parts

Super Air Amplifiers	44
Adjustable Air Amplifiers	48



50 Air Nozzles and Jets

Reduce noise levels and air costs on blowoff operations

Air Nozzles	50
Air Nozzle Comparison Chart	52
Super Air Nozzles	53
Flat Super Air Nozzles	55
Back Blow Air Nozzles	57
Safety Air Nozzles	58
Air Jets	59
High Force Air Nozzles	61
High Force Air Nozzle Comparison Chart	61
High Force Flat Super Air Nozzles	61
High Force Super Air Nozzles	61
Super Air Nozzle Clusters	65
Stay Set Hoses	65
Swivel Fittings	66
Blowoff Systems	67



68 Atomizing Nozzles

All stainless steel construction for durability and corrosion resistance

1/8 NPT Atomizing Nozzles	68
Internal Mix Narrow Angle Round Atomizing Nozzles	69
Internal Mix Wide Angle Round Atomizing Nozzles	70
Internal Mix Flat Fan Atomizing Nozzles	71
External Mix Narrow Angle Flat Fan Atomizing Nozzles	72
Siphon Fed Round Atomizing Nozzles	73
Siphon Fed Flat Fan Atomizing Nozzles	74
1/4 NPT Atomizing Nozzles	75
Internal Mix Narrow Angle Round Atomizing Nozzles	75
Internal Mix Wide Angle Round Atomizing Nozzles	76
Internal Mix Flat Fan Atomizing Nozzles	77
Internal Mix Deflected Flat Fan Atomizing Nozzles	78
Internal Mix 360° Hollow Circular Atomizing Nozzles	78
External Mix Round Atomizing Nozzles	79
External Mix Narrow Angle Flat Fan Atomizing Nozzles	80
External Mix Wide Angle Flat Fan Atomizing Nozzles	81

Atomizing Nozzles continued

Siphon Fed Round Atomizing Nozzles	82
Siphon Fed Flat Fan Atomizing Nozzles	83
1/2 NPT Atomizing Nozzles	84
Internal Mix Narrow Angle Round Atomizing Nozzles	84
Internal Mix Wide Angle Round Atomizing Nozzles	85
Internal Mix Flat Fan Atomizing Nozzles	86
Internal Mix 360° Hollow Circular Atomizing Nozzles	87
External Mix Narrow Angle Flat Fan Atomizing Nozzles	88
Siphon Fed Round Atomizing Nozzles	89



90 No Drip Atomizing Nozzles

Eliminate drips to conserve valuable liquids and improve product finishes.

1/8 NPT No Drip Atomizing Nozzles	90
No Drip Internal Mix Narrow Angle Round Atomizing Nozzles	91
No Drip Internal Mix Wide Angle Round Atomizing Nozzles	91
No Drip Internal Mix Flat Fan Atomizing Nozzles	92
No Drip External Mix Flat Fan Atomizing Nozzles	93
No Drip Siphon Fed Round Atomizing Nozzles	94
No Drip Siphon Fed Flat Fan Atomizing Nozzles	94
1/4 NPT No Drip Atomizing Nozzles	91
No Drip Internal Mix Narrow Angle Round Atomizing Nozzles	91
No Drip Internal Mix Wide Angle Round Atomizing Nozzles	91
No Drip Internal Mix Flat Fan Atomizing Nozzles	92
No Drip Internal Mix Deflected Flat Fan Atomizing Nozzles	92
No Drip Internal Mix 360° Hollow Circular Atomizing Nozzles	92
No Drip External Mix Round Atomizing Nozzles	93
No Drip External Mix Narrow Angle Flat Fan Atomizing Nozzle	93
No Drip External Mix Wide Angle Flat Fan Atomizing Nozzle	93
No Drip Siphon Fed Round Atomizing Nozzles	94
No Drip Siphon Fed Flat Fan Atomizing Nozzles	94
1/2 NPT No Drip Atomizing Nozzles	91
No Drip Internal Mix Narrow Angle Round Atomizing Nozzles	91
No Drip Internal Mix Wide Angle Round Atomizing Nozzles	91
No Drip Internal Mix Flat Fan Atomizing Nozzles	92
No Drip External Mix 360° Hollow Circular Atomizing Nozzles	92
No Drip External Mix Narrow Angle Flat Fan Atomizing Nozzles	93
No Drip Siphon Fed Round Atomizing Nozzles	94
No Drip Siphon Fed Flat Fan Atomizing Nozzles	94
Droplet Size/Spray Angle Information	95

96



Safety Air Guns

Safety air guns use engineered air nozzles for high performance

Chip Shields	97
Precision Safety Air Guns	98
VariBlast Compact Safety Air Guns	99
Soft Grip Safety Air Guns	101
Heavy Duty Safety Air Guns	104
Back Blow Safety Air Guns	105
Super Blast Safety Air Guns	106

141



Air Operated Conveyors

Convey parts, materials and waste - with no moving parts

Line Vac	141
Threaded Line Vac	147
Heavy Duty Line Vac	150
Sanitary Flange Line Vac	152
Light Duty Line Vac	154

186



Cool Gun Aircoolant Systems

Cool machining operations with clean, cold air

190



Cabinet Cooler[®] Systems

Cool and purge NEMA 12, 4 and 4X electrical control panels

How it Works	191
Selecting the Right Model	191
Special Duty Cabinet Coolers	192
Calculating Heat Load	194
Cabinet Cooler Sizing Guide	195
Cabinet Cooler	197
NEMA 12 Models	198
NEMA 4X Models	199
Cabinet Cooler System Accessories	200

108



Static Eliminators

Eliminate static electricity, dust and shock hazard

Gen4 Super Ion Air Knife	110
Static Meter	112
Gen4 Standard Ion Air Knife	116
Gen4 Ionizing Bars	118
Gen4 Super Ion Air Wipes	120
Gen4 Ion Air Cannon	122
Gen4 Ion Air Gun	124
Gen4 Ion Air Jet/Gen4 Stay Set Ion Air Jet	126
Gen4 Ionizing Point	128
Gen4 Power Supplies	129

156



Industrial Housekeeping

Reliable vacuums for chip removal, liquid transfer and cleaning

Reversible Drum Vac	156
High Lift Reversible Drum Vac	158
Chip Trapper	160
High Lift Chip Trapper	162
Chip Vac	164
Heavy Duty Dry Vac	166
Heavy Duty HEPA Vac	168
Vac-u-Gun	170
Deep Hole Vac-u-Gun	172

174




Vortex Tubes & Spot Cooling

Cold air for industrial spot cooling problems

Vortex Tubes	174
Adjustable Spot Cooler	182
Mini Cooler	185

130



E-Vac[®] Vacuum Generators

Vacuums for lifting, clamping, mounting and placement

How to Build an E-Vac System	131
In-Line	132
Adjustable	135
Vacuum Cups	137

201



Accessories

Mufflers, filters, regulators, valves, swivel fittings and more

Filters	201
Regulators	202
Silencing Mufflers	203
Valves, Swivels, Thermostats	205
Magnetic Bases, Stay Sets, Hoses	206
Air Hoses	206
Fittings	207
Receiver Tank	207



Catalog item orders received before 3 pm EDT/ EST are generally shipped from Cincinnati, Ohio on the same day. You can expect delivery within 1-4 days depending on your location.

Terms and Conditions (U.S. and Canada Only)

Terms: Net 30 days upon credit approval, Visa, MasterCard, Discover and American Express.



Cards

ICC (International Chamber of Commerce) INCOTERM 2010:
Delivery

EX WORKS (EXAIR Corporation, 11510 Goldcoast Dr., Cincinnati, Ohio 45249, USA.)

All cataloged products are shipped from stock, via U.P.S. within 24 hours after receipt of order. Priority shipment is available upon request.

Ordering: Call 1-800-903-9247 or +1-513-671-3322 Worldwide 8:00 a.m. to 5:00 p.m. ET (Mon. - Fri.)

Fax toll free 1-866-329-3924 or +1-513-671-3363 Worldwide

E-mail: orders@exair.com
www.exair.com (secure web site)

Remit to address (payments only): EXAIR Corporation Location 00766, Cincinnati, Ohio 45264-0766

Tax: Sales and use tax, where applicable, are not included.

Technical Assistance: Please call our Application Engineering Department, 1-800-90-EXAIR (1-800-903-9247), or e-mail at techhelp@exair.com.



Warranty:

* 5 Year Warranty applies to compressed air products only.
A 1 Year Warranty applies to all accessories and electrically powered products.

5 Year "Built To Last" Warranty against defects in workmanship and materials on all compressed air products*. Defective products must be returned freight prepaid for repair or replacement at our option. This warranty applies under conditions of normal use, but does not apply to defects that result from intentional damage, negligence, unreasonable use, wear or exposure.

EXAIR's Unconditional Guarantee:

Extends to all U.S. and Canadian customers and includes invoiced U.P.S. Ground Service shipping charges. Products returned after the 30 day guarantee period are subject to a 15% restocking charge. Products must be returned freight prepaid.



EXAIR unconditionally guarantees its catalogued products for 30 days.

If you are not satisfied for any reason within that time, you may return the product for full credit with no restocking charge.

Copyright Restrictions:

The content of the EXAIR Catalog, including all photos, graphics, drawings and arrangements are proprietary to EXAIR Corporation and are protected by the United States and international copyright and trademark laws. You are authorized to use the contents of the EXAIR Catalog for personal use or as it relates to your role as a current or prospective customer of EXAIR. The contents of this catalog may not be copied or modified for any type of publication or distribution without the prior written consent of EXAIR Corporation. The content of the EXAIR Catalog is the intellectual property solely of the EXAIR Corporation with no rights transferred to other parties. No part of this catalog may be reproduced for any commercial purposes without the express authorization in writing by the EXAIR Corporation.

Trademarks:

"EXAIR.com", "EXAIR", "Cabinet Cooler", "E-Vac", "Intelligent Compressed Air", and "Compressed Air Intelligence" are registered trademarks of the EXAIR Corporation. The EXAIR logo, product names, designs and descriptive phrases are trademarked by EXAIR Corporation. These trademarks may not be used without prior written permission of the EXAIR Corporation.

EXAIR Corporation
11510 Goldcoast Dr.
Cincinnati, Ohio 45249-1621
Phone Number: (513) 671-3322
Fax Number: (513) 671-3363
E-mail: techhelp@exair.com
Web Site: www.exair.com

EXAIR Logger, VariBlast, Gen4, EFC, Digital Flowmeter, Digital Sound Level Meter, High Power Cold Gun, Super Air Knife, Standard Air Knife, Full-Flow Air Knife, Air Cannon, Super Air Amplifier, Adjustable Air Amplifier, Super Air Nozzle, Micro Air Nozzle, High Power Safety Air Nozzle, Stay Set Hose, Super Blast Safety Air Gun, Super Air Wipe, Standard Air Wipe, Super Ion Air Knife, Standard Ion Air Knife, Super Ion Air Wipe, Ion Air Cannon, Ion Air Gun, Ion Air Jet, Ionizing Light, Stay Set Ion Air Jet, Line Vac, Chip Vac, Heavy Duty Dry Vac, Heavy Duty HEPA Vac, Reversible Drum Vac, High Lift Reversible Drum Vac, Chip Trapper, High Lift Chip Trapper, Vac-u-Gun, Deep Hole Vac-u-Gun, Air Disk, Air Strik, Mini Cooler, Cold Gun Aircoolant System, and ETC are trademarks of EXAIR Corporation.



Intelligent Compressed Air® products are identified throughout this catalog that can help your plant save tens of thousands of dollars over the course of a single year. *The Best Practices for Compressed Air Systems* manual published by the Compressed

Air Challenge® recommends products like the Super Air Knife®, Super Air Amplifier®, and the family of Super Air Nozzles® for energy conservation. Many of the products shown offer unique ways to solve common industrial problems using compressed air. Compressed Air Challenge is a registered trademark of Compressed Air Challenge, Inc.



EXAIR has partnered with Energy Star, a voluntary program of the U.S. Department of Energy and the Environmental Protection Agency. Energy Star offers energy efficient solutions to help save money while protecting the environment for future generations. EXAIR has implemented improved energy management practices and technologies throughout our facility, including energy efficient lighting, HVAC systems, and electronic thermostats. EXAIR's participation in this program underscores our commitment to conserving energy.

EXAIR products are subject to ongoing development. Specifications are subject to change without notice.

Some products in this catalog are covered by U.S. Patent #5402938, #8153001, #8268179, and #9156045, and others may be U.S. Patent Pending.

Copyright ©2017 EXAIR Corporation. All Rights Reserved.



EXAIR®

EFFICIENCY LAB



Environmental
GREEN SOURCE
2016
NEW PRODUCT
OF THE YEAR



EXAIR



EXAIR's Intelligent Compressed Air® products vs Your current installation

EXAIR's FREE Efficiency Lab service determines how much air and dollar savings you will achieve by installing one of our Intelligent Compressed Air products.

How does the Efficiency Lab work?

Our Efficiency Lab service begins with receiving a sample of the product(s) you currently use for your application. One of our qualified Application Engineers will use calibrated testing equipment to compare the performance of your existing product(s) to an EXAIR engineered solution. These tests will determine air consumption, noise levels and force. The test results will then be published in a comprehensive report, which includes a cost savings analysis, and be provided to you. For most applications, EXAIR products can help you improve application efficiency AND typically pay for themselves in a matter of weeks.

How can I get a product tested for free?

To participate in our FREE Efficiency Lab please contact one of our Application Engineers and get the details about sending us your product(s).

You may reach an Application Engineer by phone at (800) 903-9247 or (513) 671-3322. You can send an email to lab@exair.com or visit our website and take advantage of our live help at www.exair.com.

Unable to send your product to EXAIR's Efficiency Lab?

If it is not possible to send us your product, we have a one page Product Efficiency Survey on our website (www.exair.com/labdoc.htm) where you can provide us the details about a current inefficient compressed air application. Fill in the information and click submit. You will hear from one of our Application Engineers within 3 business days.

Okay, so what is the fine print?

This service is available to all customers in the U.S. and Canada only. Some restrictions may apply.


What about confidentiality?

Yes, EXAIR will keep the results of our Efficiency Lab test and report confidential unless given permission to share that information with others.

Products must be shipped to EXAIR freight prepaid. EXAIR will pay the return shipping via UPS ground.

Atomizing Spray Nozzles

All stainless steel construction for durability and corrosion resistance!



What Are Atomizing Nozzles?

EXAIR's Atomizing Spray Nozzles atomize fluids (most commonly water) in a range of spray patterns for a variety of uses. They combine liquid and compressed air to create a mist of atomized liquid that can be easily adjusted to meet the needs of your application. All models use stainless steel construction for durability and corrosion resistance. Atomizing spray nozzles are available in 1/8 NPT, 1/4 NPT and 1/2 NPT sizes.

EXAIR's atomizing nozzles are available in 3 basic families:

Internal Mix:

Internal mix nozzles mix the liquid and air inside the air cap and produce the finest atomization. Internal mix nozzles can be used on liquids with a viscosity up to 300 cP. Both air and liquid sides are pressure fed.

External Mix:

External mix nozzles have the highest flow rates and allow the air and liquid flows to be adjusted independently. These nozzles are best where precise liquid flow is needed. External mix nozzles can be used on liquids with a viscosity above 300 cP. Both air and liquid sides are pressure fed.

Siphon Fed:

Siphon fed nozzles require no liquid pressure and can be used with gravity fed liquids or liquids from a siphon height as much as 36 inches (91cm). Siphon fed nozzles can be used on liquids with a viscosity up to 200 cP.

Why Atomizing Nozzles?

With EXAIR's atomizing nozzles, you can coat, cool, treat and paint a variety of products. Used with water, they are an efficient way to cool hot items in your automated process. These nozzles are also an excellent choice for dust mitigation.

Sound levels for the individual Atomizing Spray Nozzles are not provided. The fluid, pressure, surfaces being treated and surrounding enclosures used in conjunction with the Atomizing Spray Nozzle to form the system will determine the actual sound levels (which can vary greatly). Max temperature is 400°F (204°C) for Atomizing Spray Nozzles. All atomizing nozzles are CE compliant.

Applications

- Washing
- Rinsing
- Coating
- Cooling
- Quenching
- Wetting (moistening)
- Humidification
- Dust Control

Advantages

- Fully adjustable
- Maximizes liquid dispersion
- Minimizes liquid consumption
- All stainless steel construction
- Compact
- Versatile
- Interchangeable liquid and air caps
- Minimizes air consumption
- Fine atomization



A Model AN1010SS Internal Mix Narrow Angle Round Atomizing Nozzle is used to mark strips of steel before they leave the mill.



A Model SR1010SS is used to supply a cooling mist for a drilling operation.



(2) Model EB1030SS atomizing nozzles are used to give a final sanitizing rinse prior to labeling wine bottles.



Mounting Brackets are available - Model 901786 for 1/8 NPT, Model 901318 for 1/4 NPT and Model 901556 for 1/2 NPT atomizing nozzles.

For more information about droplet size and spray angle, see page 95.

Atomizing Nozzles

Internal Mix Narrow Angle Round Pattern - 1/8 NPT

Model AN8010SS, AN8020SS, AN8030SS, AN8040SS and AN8050SS

1/8 NPT internal mix narrow angle round pattern nozzles are excellent for spraying a concentrated mist of liquid. Because of the versatility of their adjustments, they can apply a heavy coat up close or send a very fine mist over 16 feet away! They are often used for precision application of lubricants during assembly, or marking items as they move through an assembly line. Narrow angle round pattern atomizing nozzles are capable of delivering the most liquid of any of our 1/8 NPT internal mix atomizing nozzles.

For pressure fed applications not requiring independent air and liquid control.



Model: AN8010SS
Material: Type 303 Stainless Steel



Model: AN8020SS
Material: Type 303 Stainless Steel



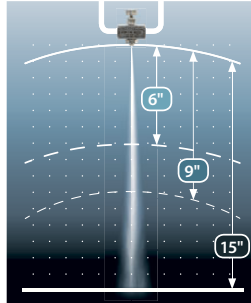
Model: AN8030SS
Material: Type 303 Stainless Steel



Model: AN8040SS
Material: Type 303 Stainless Steel

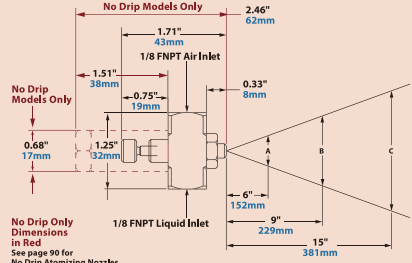


Model: AN8050SS
Material: Type 303 Stainless Steel



The modifiable spray pattern can create a heavy or precision engineered mist for distances over 16 feet!

Dimensions and Airflow Pattern



No Drip Models Only Dimensions in Red See page 90 for No Drip Atomizing Nozzles

For more information about droplet size and spray angle, see page 95.

Spray Nozzles

Model	10 PSI/0.7 BAR Liquid				20 PSI/1.4 BAR Liquid				30 PSI/2.1 BAR Liquid				40 PSI/2.8 BAR Liquid				60 PSI/4.1 BAR Liquid				Spray Dimensions																						
	Air Pressure PSI/BAR	GPH/LPH	SCFM/SLPM		Air Pressure PSI/BAR	GPH/LPH	SCFM/SLPM		Air Pressure PSI/BAR	GPH/LPH	SCFM/SLPM		Air Pressure PSI/BAR	GPH/LPH	SCFM/SLPM		Air Pressure PSI/BAR	GPH/LPH	SCFM/SLPM	Air PSI/BAR	Liquid PSI/BSR	Width			Max. Depth feet/m																		
																	A	B	C																								
AN8010SS	10	0.7	0.97	3.7	0.25	7.1	14	1.0	1.83	6.9	0.32	9.1	24	1.7	1.97	7.5	0.52	14.7	32	2.2	2.23	8.4	0.67	19.0	50	3.4	2.63	10.0	0.98	27.7	10	0.7	1.0	0.7	3	8	3.5	9	4.5	11	3.5	1.1	
	12	0.8	0.80	3.0	0.32	9.1	18	1.2	1.5	5.7	0.39	11.0	28	1.9	1.7	6.4	0.59	16.7	36	2.5	1.97	7.5	0.74	20.9	54	3.7	2.37	9.0	1.02	28.9	18	1.2	2.0	1.4	3	8	4	10	5.5	14	7	2.1	
	14	1.0	0.60	2.3	0.4	11.3	22	1.5	1.27	4.8	0.52	14.7	32	2.2	1.37	5.2	0.71	20.1	40	2.8	1.67	6.3	0.84	23.8	58	4.0	2.1	7.9	1.12	31.7	32	2.2	3.0	2.1	3	8	4.5	11	6	15	8	2.4	
	16	1.0	0.60	2.3	0.4	11.3	22	1.5	1.27	4.8	0.52	14.7	32	2.2	1.37	5.2	0.71	20.1	40	2.8	1.67	6.3	0.84	23.8	58	4.0	2.1	7.9	1.12	31.7	32	2.2	3.0	2.1	3	8	4.5	11	6	15	8	2.4	
AN8020SS	10	0.7	1.33	5.0	0.43	12.2	18	1.2	1.83	6.9	0.71	20.1	24	1.7	2.27	8.6	0.91	25.8	30	2.1	2.63	10.0	1.05	29.7	40	2.8	3.33	12.6	1.31	37.1	10	0.7	1.0	0.7	2	5	3	8	4	10	5	1.5	
	12	0.8	1.17	4.4	0.5	14.2	20	1.4	1.73	6.5	0.75	21.2	28	1.9	2.07	7.8	0.99	28.0	34	2.3	2.47	9.3	1.12	31.7	46	3.2	3.13	11.8	1.4	39.6	20	1.4	2.0	1.4	2.5	6	3.5	9	4.5	11	7	2.1	
	14	1.0	1.03	3.9	0.6	17.0	22	1.5	1.63	6.2	0.84	23.8	32	2.2	1.9	7.2	1.09	30.9	38	2.6	2.33	8.8	1.20	34.0	52	3.6	2.87	10.9	1.6	45.3	32	2.2	3.0	2.1	2.5	6	3.5	9	4.5	11	7	2.1	
	16	1.0	0.60	2.3	0.4	11.3	22	1.5	1.27	4.8	0.52	14.7	32	2.2	1.37	5.2	0.71	20.1	40	2.8	1.67	6.3	0.84	23.8	58	4.0	2.1	7.9	1.12	31.7	32	2.2	3.0	2.1	3	8	4.5	11	6	15	8	2.4	
AN8030SS	12	0.8	2.30	8.3	0.47	13.3	22	1.5	2.9	11.0	0.75	21.2	30	2.1	3.7	14.0	0.96	27.2	36	2.5	4.47	16.9	1.09	30.9	48	3.3	6.3	23.8	1.28	36.2	12	0.8	1.0	0.7	2	5	3	8	4	5	11	6	1.8
	16	1.1	1.60	6.1	0.56	15.9	26	1.8	2.43	9.2	0.82	23.2	34	2.3	3.2	12.1	1.00	28.3	40	2.8	4.17	15.8	1.12	31.7	52	3.6	5.87	22.2	1.3	36.8	26	1.8	2.0	1.4	2.5	6	3.5	9	4.5	11	7	2.1	
	24	1.7	0.67	2.5	0.95	26.9	38	2.6	1.13	4.3	1.35	38.2	46	3.2	1.8	6.8	1.45	41.0	52	3.6	2.67	10.0	1.149	42.2	64	4.4	4.56	17.3	1.59	45.0	52	3.6	4.0	2.8	3	8	4	10	6	15	11	3.4	
	28	1.9	0.47	1.8	1.07	30.3	42	2.9	0.77	2.9	1.53	43.3	52	3.6	1.4	5.3	1.76	49.8	60	4.1	2.00	7.6	1.87	52.9	70	4.8	3.8	14.4	1.84	52.1	70	4.8	4.0	3.1	5	10	13	6.5	17	11	3.4		
AN8040SS	16	1.1	4.87	9.6	2.54	71.9	28	1.9	6.60	25.0	3.64	103.8	40	2.8	7.83	29.7	4.70	132.9	48	3.3	9.33	35.3	5.40	153	65	4.5	12.0	45.4	6.70	190	16	1.1	1.0	0.7	2	5	3	8	4	10	10	3.0	
	20	1.4	3.57	11.0	2.92	82.6	32	2.2	5.60	21.2	3.98	112.6	44	3.0	6.87	26.0	4.99	141.3	55	3.8	8.17	30.9	5.98	169	75	5.2	10.8	41.0	7.57	214	32	2.2	2.0	1.4	3	8	4	10	6	15	11	3.4	
	26	1.8	1.87	13.6	3.60	101.8	44	3.0	2.43	9.2	5.16	146.1	60	4.1	2.80	10.6	6.43	182.0	80	5.5	2.57	9.6	8.58	243	90	6.2	8.17	30.9	90	256	80	5.5	4.0	2.8	3	8	4	10	6	15	14	4.0	
	30	2.1	1.03	15.4	4.06	115.0	50	3.4	1.93	5.0	5.92	167.7	70	4.8	1.23	4.7	7.78	220.4	90	6.2	1.29	4.8	9.61	272	100	6.9	6.13	23.9	90	280	100	6.9	6.0	4.1	3.5	9	4.5	11	6	15	14.6		
AN8050SS	12	0.8	7.60	28.8	1.76	49.8	20	1.4	11.63	44.0	23.7	67.1	30	2.1	13.5	51.1	34.2	96.8	38	2.6	15.8	58.2	39.9	113	54	3.7	18.9	71.7	5.17	146	12	0.8	1.0	0.7	3	8	4	10	6	15	9	2.7	
	14	1.0	6.10	23.1	1.97	55.8	22	1.5	10.53	39.9	28.5	80.7	34	2.3	11.37	43.0	39.2	111.6	42	2.9	14.1	53.3	43.50	127	60	4.1	17.2	65.1	5.83	165	22	1.5	2.0	1.4	3	8	4	10	6	15	11	3.4	
	16	1.1	4.80	18.2	2.18	61.7	24	1.7	9.43	35.7	3.11	88.0	36	2.6	9.07	34.3	4.4	124.6	46	3.2	12.46	46.9	4.95	140	65	4.5	15.7	59.4	6.45	183	38	2.6	3.0	2.1	3	8	4.5	11	6	15	14	4.3	
	18	1.2	3.80	13.6	3.11	61.7	24	1.7	9.43	35.7	3.11	88.0	36	2.6	9.07	34.3	4.4	124.6	46	3.2	12.46	46.9	4.95	140	65	4.5	15.7	59.4	6.45	183	38	2.6	3.0	2.1	3	8	4.5	11	6	15	14	4.3	

Internal Mix Flat Fan Pattern - 1/8 NPT

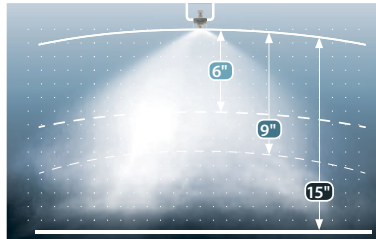


Model AF8010SS, AF8020SS, AF8030SS and AF8040SS

1/8 NPT internal mix flat fan pattern atomizing nozzles are designed with efficiency in mind. Especially good for vertical or horizontal assembly lines, their broad thin pattern makes efficient use of your expensive liquids. Their output can be adjusted for a very light film or a heavy coat of whatever liquid you're working with. Whether it's applying paint to hanging sheet metal, or using a water mist to cool a laminate web, flat fan atomizing nozzles cover a wide flat area, ideal for products moving on a conveyor.



For pressure fed applications not requiring independent air and liquid control.



1/8 NPT Internal Mix Flat Fan atomizing nozzles can apply a light or heavy film coat to products moving on a conveyor.



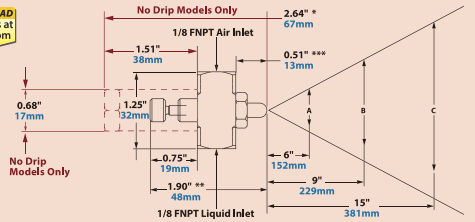
Dimensions and Airflow Pattern

DOWNLOAD drawings at EXAIR.com

No Drip Dimensions In Red
See page 90 for No Drip Atomizing Nozzles

* Model AF9010SS & AF9020SS 2.48 / 63mm
** Model AF8010SS & AF8020SS 1.74 / 44mm
*** Model AF8010SS & AF8020SS 0.36 / 9mm

For more information about droplet size and spray angle, see page 95.



Model	10 PSI/0.7 BAR Liquid			20 PSI/1.4 BAR Liquid			30 PSI/2.1 BAR Liquid			40 PSI/2.8 BAR Liquid			60 PSI/4.1 BAR Liquid			Spray Dimensions																													
	Air Pressure PSI/BAR	GPH/ LPH	SCFM/ SLPM	Air Pressure PSI/BAR	GPH/ LPH	SCFM/ SLPM	Air Pressure PSI/BAR	GPH/ LPH	SCFM/ SLPM	Air Pressure PSI/BAR	GPH/ LPH	SCFM/ SLPM	Air Pressure PSI/BAR	GPH/ LPH	SCFM/ SLPM	Pressure Air/PSI/BAR	Liquid PSI/BAR	A in cm	B in cm	C in cm	Max. Depth feet/m																								
AF8010SS	10	0.7	1.60	61	0.71	200	18	1.2	213	81	1.11	315	28	1.9	263	100	1.53	434	38	2.6	287	109	1.95	55.1	55	3.8	347	131	257	727	10	0.7	10	0.7	14	36	18	46	25	64	1	0.3			
	14	1.0	1.43	54	0.76	216	26	1.8	1.87	71	1.44	40.7	36	2.5	2.20	83	1.94	548	46	3.2	257	97	2.28	64.7	75	5.2	2.93	111	342	96.9	26	1.8	20	1.4	15	38	22	56	30	76	2	0.6			
	22	1.5	0.93	35	1.03	291	40	2.8	1.40	5.3	1.94	55.0	55	3.8	1.63	62	2.67	754	70	4.8	2.07	7.8	3.17	89.8	100	6.9	2.37	90	433	123	36	2.5	30	2.1	14	36	22	56	30	76	2	0.6			
AF8020SS	12	1.2	1.53	5.8	1.04	29.5	30	2.1	2.30	8.7	2.30	65.1	42	2.9	2.87	10.9	2.05	57.9	55	3.8	3.53	13.4	2.56	72.5	75	5.2	4.27	16.2	3.25	91.9	18	1.2	10	0.7	14	36	17	43	24	61	2	0.6			
	22	1.5	1.40	5.3	1.17	33.2	36	2.5	1.90	7.2	1.90	53.8	46	3.2	2.60	9.8	2.20	62.2	65	4.5	2.67	10.1	2.98	84.4	85	5.9	3.67	13.9	3.69	105	36	2.5	20	1.4	18	46	24	61	32	81	3	0.9			
	26	1.8	1.00	3.8	1.29	36.5	40	2.8	1.63	6.2	1.63	46.2	50	3.4	2.20	8.3	2.38	67.5	—	—	—	—	—	—	—	—	—	—	—	—	—	—	—	—	—	—	—	—	—	—	—	—	—	—	—
AF8030SS	16	1.1	7.83	29.6	1.42	40.3	28	1.9	10.8	41.0	200	56.7	38	2.6	13.0	49.2	2.54	71.8	46	3.2	14.7	55.5	2.94	83.1	65	4.5	17.0	64.4	400	113	16	1.1	10	0.7	21	53	26	66	32	81	3	0.9			
	18	1.2	7.83	29.6	1.56	44.1	30	2.1	10.7	40.4	214	60.4	40	2.8	13.0	49.2	2.67	75.6	50	3.4	14.2	53.6	3.20	90.7	70	4.8	16.7	63.1	414	117	30	2.1	10	0.7	21	53	26	66	32	81	3	0.9			
	20	1.4	7.50	28.4	1.69	47.9	32	2.2	10.3	39.1	224	63.5	42	2.9	12.5	47.3	2.80	79.3	52	3.6	14.2	53.6	3.28	92.9	75	5.2	16.5	62.5	454	128	42	2.9	20	1.4	21	29	74	36	91	44	112	4	1.2		
AF8040SS	24	1.7	7.43	28.1	1.82	51.6	36	2.5	10.3	39.1	249	70.5	46	3.2	12.5	47.3	2.94	83.1	56	3.9	13.7	51.7	3.47	98.2	85	5.9	16.2	61.2	416	135	56	3.0	40	2.8	32	81	39	99	47	119	4	1.2			
	12	0.8	11.2	42.3	1.08	30.5	25	1.5	14.8	56.2	156	44.1	34	2.3	17.8	67.5	2.15	60.9	46	3.2	20.3	77.0	2.71	76.7	65	4.5	28.0	106	376	102	12	0.8	10	0.7	20	51	21	61	31	79	3	0.9			
	14	1.0	10.3	39.1	1.19	33.6	26	1.8	14.3	54.3	172	48.7	38	2.6	17.3	65.6	2.28	64.5	50	3.4	19.7	74.4	2.92	82.8	75	5.2	26.3	99.7	414	117	26	1.8	20	1.4	25	64	29	74	36	91	4	1.2			
20	1.4	8.33	31.5	1.51	42.7	33	2.3	12.3	46.7	215	60.9	48	3.3	15.3	58.0	2.75	77.9	60	4.1	18.3	69.4	3.36	95.0	90	6.2	23.3	88.3	480	136	60	4.1	20	1.4	28	66	31	79	42	107	6	1.8				
24	1.8	11.4	38.1	1.81	47.2	38	2.6	11.7	44.2	243	68.7	50	3.4	14.8	56.2	2.88	81.6	70	4.8	17.0	64.4	3.91	111	100	6.9	22.7	85.3	533	151	100	6.9	40	3.2	81	39	99	44	112	7	2.1					

Atomizing Nozzles

External Mix Flat Fan Pattern - 1/8 NPT



Model: EF8010SS
Material: Type 303 Stainless Steel



Model: EF8020SS
Material: Type 303 Stainless Steel



Model: EF8030SS
Material: Type 303 Stainless Steel



Model: EF8040SS
Material: Type 303 Stainless Steel

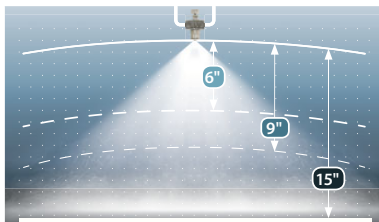


Model: EF8050SS
Material: Type 303 Stainless Steel

Model EF8010SS, EF8020SS, EF8030SS, EF8040SS and EF8050SS

1/8 NPT external mix flat fan pattern nozzles are great where liquid is needed over a more concentrated area than the internal mix flat fan nozzles. Since they are external mix, airflow and liquid flow can be controlled independently. External mix flat fan pattern nozzles are the best choice where thicker liquids for a heavier coating are needed over a narrow band, such as a paint line.

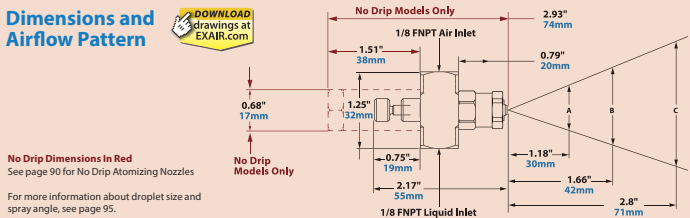
For pressure fed applications with independent air and liquid control.



1/8 NPT Internal Mix Flat Fan atomizing nozzles are very versatile. They can apply a light or heavy film coating to products on a variety of different products.

Dimensions and Airflow Pattern

DOWNLOAD drawings at EXAIR.com



For more information about droplet size and spray angle, see page 95.

Model	10 PSI/0.7 BAR Liquid				20 PSI/1.4 BAR Liquid				30 PSI/2.1 BAR Liquid				40 PSI/2.8 BAR Liquid				Spray Dimensions						
	Air Pressure PSI/BAR	GPH/LPH	SCFM/SLPM	Air Pressure PSI/BAR	GPH/LPH	SCFM/SLPM	Air Pressure PSI/BAR	GPH/LPH	SCFM/SLPM	Air Pressure PSI/BAR	GPH/LPH	SCFM/SLPM	Air Pressure PSI/BAR	GPH/LPH	SCFM/SLPM	Pressure Liquid PSI/BAR	A	B	C	Max. Depth feet/m			
EF8010SS	10	0.7	1.20	34.0	10	0.7	1.20	34.0	10	0.7	1.20	34.0	10	0.7	1.20	34.0	10	0.7	10	4	12		
	30	2.1	2.29	64.8	30	2.1	2.29	64.8	30	2.1	2.29	64.8	30	2.1	2.29	64.8	30	2.1	14	4	10	6	1.8
	50	3.4	3.41	96.5	50	3.4	3.41	96.5	50	3.4	3.41	96.5	50	3.4	3.41	96.5	50	3.4	18	5	13	6	1.5
	---	---	---	---	---	---	---	---	---	---	---	---	---	---	---	---	---	---	---	---	---	---	---
EF8020SS	10	0.7	1.20	34.0	10	0.7	1.20	34.0	10	0.7	1.20	34.0	10	0.7	1.20	34.0	10	0.7	10	4	12		
	30	2.1	2.29	64.8	30	2.1	2.29	64.8	30	2.1	2.29	64.8	30	2.1	2.29	64.8	30	2.1	14	4	10	6	1.8
	50	3.4	3.41	96.5	50	3.4	3.41	96.5	50	3.4	3.41	96.5	50	3.4	3.41	96.5	50	3.4	18	5	13	6	1.5
	---	---	---	---	---	---	---	---	---	---	---	---	---	---	---	---	---	---	---	---	---	---	---
EF8030SS	10	0.7	1.20	34.0	10	0.7	1.20	34.0	10	0.7	1.20	34.0	10	0.7	1.20	34.0	10	0.7	10	4	12		
	30	2.1	2.29	64.8	30	2.1	2.29	64.8	30	2.1	2.29	64.8	30	2.1	2.29	64.8	30	2.1	14	4	10	6	1.8
	50	3.4	3.41	96.5	50	3.4	3.41	96.5	50	3.4	3.41	96.5	50	3.4	3.41	96.5	50	3.4	18	5	13	6	1.5
	---	---	---	---	---	---	---	---	---	---	---	---	---	---	---	---	---	---	---	---	---	---	---
EF8040SS	20	1.4	1.95	55.2	20	1.4	1.95	55.2	20	1.4	1.95	55.2	20	1.4	1.95	55.2	20	1.4	10	4	12		
	30	2.1	2.50	70.8	30	2.1	2.50	70.8	30	2.1	2.50	70.8	30	2.1	2.50	70.8	30	2.1	14	4	10	6	1.8
	40	2.8	3.13	88.6	40	2.8	3.13	88.6	40	2.8	3.13	88.6	40	2.8	3.13	88.6	40	2.8	18	5	13	8	2.4
	50	3.4	3.68	104.2	50	3.4	3.68	104.2	50	3.4	3.68	104.2	50	3.4	3.68	104.2	50	3.4	24	5	13	9	2.3
EF8050SS	20	1.4	1.95	55.2	20	1.4	1.95	55.2	20	1.4	1.95	55.2	20	1.4	1.95	55.2	20	1.4	10	4	12		
	30	2.1	2.28	64.5	30	2.1	2.28	64.5	30	2.1	2.28	64.5	30	2.1	2.28	64.5	30	2.1	14	4	10	6	1.8
	40	2.8	2.84	80.4	40	2.8	2.84	80.4	40	2.8	2.84	80.4	40	2.8	2.84	80.4	40	2.8	18	5	13	8	2.4
	50	3.4	3.87	109.6	50	3.4	3.87	109.6	50	3.4	3.87	109.6	50	3.4	3.87	109.6	50	3.4	24	5	13	11	2.4

Siphon Fed Round Pattern - 1/8 NPT



Model: SR8010SS

Material: Type 303 Stainless Steel



Model: SR8020SS

Material: Type 303 Stainless Steel



Model: SR8030SS

Material: Type 303 Stainless Steel



Model: SR8040SS

Material: Type 303 Stainless Steel



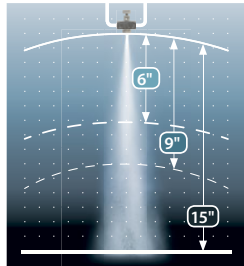
Model: SR8050SS

Material: Type 303 Stainless Steel

Model SR8010SS, SR8020SS, SR8030SS, SR8040SS and SR8050SS

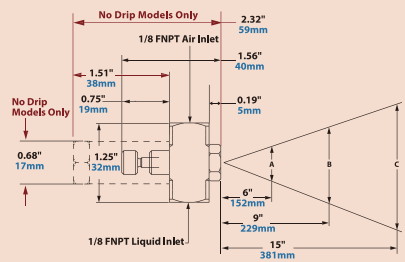
1/8 NPT siphon fed round pattern nozzles are great where no liquid pressure is available and a thin coating is needed at a specific area. Flow rate is adjustable via the adjusting valve. These nozzles work best with a suction height of 36" (914mm) or less. Since these nozzles are siphon fed, the compressed airflow draws the liquid in and mixes it internally. Liquid flow is dependent both on the gravity or suction height and the airflow. Siphon fed round pattern nozzles provide the most liquid flow of any siphon fed nozzle.

Siphon or gravity fed for non-pressurized applications.



The amount of liquid applied can be greatly varied by adjusting the valve or inlet pressures.

Dimensions and Airflow Pattern



For more information about droplet size and spray angle, see page 95.

Model	Liquid Flow in GPH/LPH															Spray Dimensions at 8" (20cm) Siphon Height														
	Air			Gravity Head					Siphon Height							Air		Width			Max. Depth feet/m									
	Pressure PSI/BAR	SCFM/ SLPM		18"	46cm	12"	30cm	6"	15cm	4"	10cm	8"	20cm	12"	30cm	24"	61cm	36"	91cm	Pressure PSI/BAR		A in cm	B in cm	C in cm						
SR8010SS	10	0.7	0.48	13.6	0.35	1.3	0.33	1.2	0.27	1.0	0.21	0.8	0.21	0.8	0.17	0.7	—	—	—	10	0.7	1.5	4	2	5	3	8	1.5	0.5	
	20	1.4	0.68	19.2	0.41	1.6	0.40	1.5	0.43	1.6	0.27	1.0	0.26	1.0	0.24	0.9	0.23	0.9	—	20	1.4	1.5	4	2	5	3	8	1.5	0.5	
	40	2.8	1.35	38.3	0.49	1.9	0.48	1.8	0.46	1.7	0.35	1.3	0.32	1.2	0.30	1.1	0.26	1.0	0.23	0.9	40	2.8	1.5	4	2	5	3	8	2	0.6
	60	4.1	2.12	59.9	0.53	2.0	0.52	2.0	0.50	1.9	0.40	1.5	0.42	1.6	0.33	1.3	0.28	1.1	0.25	0.9	60	4.1	1.5	4	2	5	3	8	3	0.9
SR8020SS	10	0.7	0.59	16.7	0.61	2.3	0.53	2.0	0.48	1.8	0.35	1.3	0.33	1.2	0.24	0.9	—	—	—	10	0.7	1.5	4	2	5	3	8	1.5	0.5	
	20	1.4	1.16	32.8	0.73	2.8	0.7	2.6	0.66	2.5	0.58	2.2	0.55	2.1	0.4	1.5	0.35	1.3	—	20	1.4	1.5	4	2	5	3	8	2	0.6	
	40	2.8	1.9	53.8	0.88	3.3	0.8	3.0	0.76	2.9	0.66	2.5	0.58	2.2	0.53	2.0	0.45	1.7	0.38	1.4	40	2.78	1.5	4	2	5	3	8	3	0.9
	60	4.1	2.62	74.2	0.96	3.6	0.92	3.5	0.82	3.1	0.75	2.8	0.68	2.6	0.6	2.3	0.52	2.0	0.46	1.7	60	4.1	1.5	4	2	5	3	8	4	1.2
SR8030SS	10	0.7	0.55	15.6	1.31	5.0	1.22	4.6	0.96	3.6	0.76	2.9	0.61	2.3	0.53	2.0	—	—	—	10	0.7	1.5	4	2	5	3	8	1.5	0.5	
	20	1.4	1.06	30.0	1.66	6.3	1.59	6.0	1.23	4.7	1.07	4.1	1.13	4.3	0.92	3.5	0.76	2.9	—	20	1.4	1.5	4	2	5	3	8	3	0.9	
	40	2.8	1.86	52.7	1.89	7.2	1.8	6.8	1.53	5.8	1.34	5.1	1.49	5.6	1.19	4.5	1.05	4.0	0.82	3.1	40	2.78	1.5	4	2	5	3	8	4	1.2
	60	4.1	2.45	69.4	1.98	7.5	1.86	7.0	1.58	6.0	1.46	5.5	1.74	6.6	1.34	5.1	1.29	4.9	1.04	3.9	60	4.1	1.5	4	2	5	3	8	5	1.5
SR8040SS	10	0.7	1.40	39.5	2.65	10.0	2.43	9.2	2.12	8.0	1.22	4.6	1.00	3.8	—	—	—	—	—	10	0.7	1.5	4	2	5	3	8	3	0.9	
	20	1.4	2.03	57.5	3.01	11.4	2.86	10.8	2.53	9.6	1.78	6.7	1.57	6.0	1.37	5.2	—	—	—	20	1.4	1.5	4	2	5	3	8	4	1.2	
	40	2.8	3.17	89.8	3.58	13.6	3.55	13.4	3.29	12.0	2.54	9.6	2.48	9.4	2.18	8.2	1.98	7.5	1.22	4.6	40	2.78	1.5	4	2	5	3	8	4	1.2
	60	4.1	4.42	125	4.09	15.5	3.99	15.1	3.75	14.0	3.03	11.5	2.98	11.3	2.85	11.0	2.59	9.8	2.11	8.0	60	4.1	1.5	4	2	5	3	8	5	1.5
SR8050SS	10	0.7	1.84	52.1	1.84	7.0	4.16	15.7	3.83	14.0	3.28	12.4	3.1	11.7	2.45	9.3	0.74	2.8	—	10	0.7	1.5	4	2	5	3	8	5	1.5	
	20	1.4	2.93	82.9	2.93	11.1	5.53	20.9	3.7	14.0	4.12	15.6	3.51	13.3	3.98	15.0	3.35	12.7	1.8	6.8	40	2.8	1.5	4	2	5	3	8	7	2.1
	40	2.8	4.02	114	4.02	15.2	5.83	22.1	4.39	17.0	4.6	17.4	4.31	16.3	5.08	19.0	4.16	15.7	2.93	11.1	60	4.1	1.5	4	2	5	3	8	9	2.7
	60	4.1	5.12	145	5.12	19.4	5.92	22.4	5.56	21.0	5.5	20.8	5.09	19.3	5.33	20.0	5.18	19.6	3.84	14.5	80	5.5	1.5	4	2	5	3	8	10	3.0

Atomizing Nozzles

Siphon Fed Flat Fan Pattern - 1/8 NPT

NEW



Model: SF8010SS

Material: Type 303 Stainless Steel

Model SF8010SS, SF8020SS and SF8030SS

1/8 NPT siphon fed flat fan pattern nozzles are great where no liquid pressure is available and a thin coating is needed over a wide band. Flow rate is adjustable via the adjusting valve. Siphon nozzles work best with a suction height of 36" (914mm) or less. Since these nozzles are siphon fed, the compressed airflow draws the liquid in and mixes it internally. Liquid flow is dependent both on the gravity or suction height and the airflow. Siphon fed flat fan pattern nozzles are the best choice where liquid is needed over a broad band such as a moving assembly line.

NEW



Model: SF8020SS

Material: Type 303 Stainless Steel

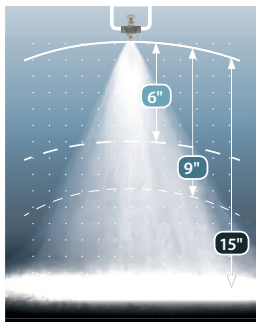
Siphon or gravity fed for non-pressurized applications.

NEW



Model: SF8030SS

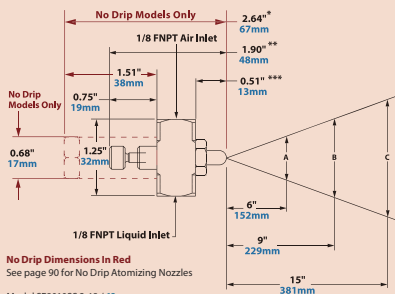
Material: Type 303 Stainless Steel



1/8 NPT Siphon Fed Flat Fan atomizing nozzles apply a light coating of liquid over a wide band.

Dimensions and Airflow Pattern

DOWNLOAD Drawings at EXAIR.com



No Drip Dimensions In Red
See page 90 for No Drip Atomizing Nozzles

* Model SF8010SS 2.48 / 63mm
** Model SF8020SS 1.74 / 44mm
*** Model SF8030SS 0.36 / 9mm

For more information about droplet size and spray angle, see page 95.

Liquid Flow in GPH/LPH

Spray Dimensions at 8" (20cm) Siphon Height

Model	Air		Gravity Head							Siphon Height									Air		Width						Max. Depth feet/m			
	Pressure PSI/BAR	SCFM/SLPM	18"	14cm	12"	30cm	6"	15cm	4"	10cm	8"	20cm	12"	30cm	24"	61cm	36"	91cm	Pressure PSI/BAR	A in	A cm	B in	B cm	C in	C cm					
SF8010SS	10	0.7	1.07	30.3	0.32	1.2	0.30	1.1	0.25	1.0	0.24	0.9	0.23	0.9	0.18	0.7	0.17	0.7	10	0.7	7	18	9	23	12	30	2	0.6		
	20	1.4	1.31	37.1	0.36	1.4	0.35	1.3	0.31	1.2	0.31	1.2	0.30	1.1	0.25	0.9	0.23	0.9	0.19	0.7	20	1.4	7	18	9	23	12	30	2	0.6
	40	4.1	1.69	47.9	0.43	1.6	0.40	1.5	0.35	1.3	0.34	1.3	0.32	1.2	0.27	1.0	0.26	1.0	0.24	0.9	30	2.1	7	18	9	23	12	30	2	0.6
SF8020SS	20	1.4	1.81	51.3	1.52	5.8	1.33	5.0	1.10	4.2	0.80	0.9	0.76	2.9	0.71	2.7	0.50	1.9	0.36	1.4	20	1.4	8	20	9	23	12	30	2	0.6
	30	2.1	2.30	65.1	1.18	4.5	1.16	4.4	1.06	4.0	0.85	3.2	0.79	3.0	0.77	2.9	0.52	2.0	0.44	1.7	30	2.1	9	23	11	28	13	33	2	0.6
	40	2.8	2.83	80.2	1.01	3.8	0.90	3.4	0.83	3.1	0.70	2.6	0.67	2.5	0.63	2.4	0.42	1.6	0.27	1.0	40	2.8	9	23	10	25	13	33	2	0.6
SF8030SS	50	3.4	3.34	94.6	0.85	3.2	0.71	2.7	0.59	2.2	0.48	1.8	0.41	1.6	0.51	1.9	0.32	1.2	—	—	50	3.4	7	18	8	20	9	23	3	0.9
	20	1.4	1.78	50.3	1.45	5.5	1.40	5.3	1.38	5.2	0.94	3.6	0.90	3.4	0.77	2.9	0.72	2.7	0.61	2.3	20	1.4	7	18	8	20	9.5	24	2	0.6
	30	2.1	2.24	63.5	1.16	4.4	1.12	4.2	1.10	4.2	1.00	3.8	0.98	3.7	0.86	3.2	0.81	3.1	0.69	2.6	30	2.1	7	18	8	20	9.5	24	2	0.6
SF8030SS	40	2.8	2.75	77.8	0.98	3.7	0.96	3.6	0.85	3.2	0.90	3.4	0.87	3.3	0.79	3.0	0.66	2.5	0.52	2.0	40	2.8	7	18	8	20	9.5	24	3	0.9
	50	3.4	3.00	85.0	0.83	3.2	0.79	3.0	0.70	2.6	0.75	2.8	0.69	2.6	0.66	2.5	0.51	1.9	0.44	1.7	50	3.4	7	18	8	20	9.5	24	3	0.9

Atomizing Nozzles

Internal Mix Narrow Angle Round Pattern - 1/4 NPT



Model: AN1010SS
Material: Type 303 Stainless Steel



Model: AN1020SS
Material: Type 303 Stainless Steel



Model: AN1030SS
Material: Type 303 Stainless Steel



Model: AN1040SS
Material: Type 303 Stainless Steel

Model AN1010SS, AN1020SS, AN1030SS, and AN1040SS

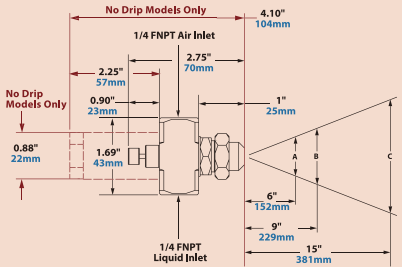
1/4 NPT internal mix narrow angle round pattern nozzles are excellent for spraying a concentrated mist of liquid. Because of the versatility of their adjustments, they can apply a heavy coat up close or send a very fine mist over 30 feet away! They are often used for precision application of lubricants during assembly, or marking items as they move through an assembly line. Narrow angle round pattern atomizing nozzles are capable of delivering the most liquid of any of our 1/4 NPT internal mix atomizing nozzles.

For pressure fed applications not requiring independent air and liquid control.



The amount of liquid applied can be greatly varied by adjusting the valve or inlet pressures.

Dimensions and Airflow Pattern



No Drip Only Dimensions in Red See page 90 for No Drip Atomizing Nozzles

For more information about droplet size and spray angle, see page 95.



Spray Nozzles

Model	10 PSI/0.7 BAR Liquid				20 PSI/1.4 BAR Liquid				30 PSI/2.1 BAR Liquid				40 PSI/2.8 BAR Liquid				60 PSI/4.1 BAR Liquid				Spray Dimensions																					
	Air Pressure PSI/BAR	GPH/ LPH	SCFM/ SLPM	CFM	Air Pressure PSI/BAR	GPH/ LPH	SCFM/ SLPM	CFM	Air Pressure PSI/BAR	GPH/ LPH	SCFM/ SLPM	CFM	Air Pressure PSI/BAR	GPH/ LPH	SCFM/ SLPM	CFM	Air Pressure PSI/BAR	GPH/ LPH	SCFM/ SLPM	CFM	Air Pressure PSI/BAR	Liquid PSI/BAR	A	B	C	Max. Depth feet/m																
	in	cm	in	cm	in	cm	in	cm	in	cm	in	cm	in	cm	in	cm	in	cm	in	cm	in	cm	in	cm	in	cm	in															
AN1010SS	10	0.7	1.4	5.3	0.6	17	1.8	6.8	0.9	25	2.4	8.7	1.0	28	3.0	21	2.7	10.2	1.2	34	4.0	2.8	3.3	12.5	1.5	42	12	0.8	10	0.7	23	6	33	8	5.0	13	6	1.8				
	12	0.8	1.2	4.5	0.7	20	2.2	8.1	1.0	28	3.2	22	1.9	7.2	1.3	37	3.8	26	2.3	8.7	1.5	42	5.2	3.6	2.8	10.6	1.9	54	34	2.3	3.0	2.1	3.0	8	4.3	11	6.5	17	9	2.7		
	14	1.0	1.1	4.2	0.8	23	2.4	1.7	1.5	5.7	1.1	31	3.6	2.5	1.6	6.1	1.5	42	4.4	3.0	1.9	7.2	1.7	4.8	6.2	4.3	2.3	8.7	2.4	6.8	4.2	2.9	4.0	2.8	3.5	9	4.5	11	6.5	17	10	3.0
AN1020SS	—	—	—	—	—	26	1.8	1.3	4.9	1.2	34	4.0	2.8	1.3	4.9	1.7	48	4.8	3.3	1.7	6.4	2.0	57	7.0	4.8	1.9	7.2	2.8	7.9	58	4.0	6.0	4.1	4.0	10	5.0	13	7.0	18	11	3.4	
	16	1.1	3.7	14.0	2.8	7.9	2.8	1.9	5.2	19.7	4.0	113	4.0	2.8	6.0	22.7	5.2	147	4.8	3.3	7.0	26.5	5.9	167	6.5	4.5	9.9	37.5	7.0	198	24	1.7	1.0	0.7	2.5	6	3.5	9	5.5	14	11	3.4
	20	1.4	2.5	9.5	3.4	9.6	3.6	2.5	2.7	10.2	5.1	144	4.8	3.3	3.8	14.4	6.4	181	6.5	4.5	3.6	13.6	8.1	229	8.0	5.5	6.6	25.0	8.6	244	10	5.5	3.8	2.1	3.0	8	4.5	11	6.5	17	13	4.0
AN1030SS	24	1.7	1.4	5.3	4.0	113	4.0	2.8	1.7	6.4	5.7	161	5.5	3.8	2.1	7.9	7.3	207	7.5	5.2	1.4	5.3	9.8	27.7	9.0	6.2	4.5	17.0	10.1	286	55	3.8	3.0	2.1	3.0	8	4.5	11	6.5	17	13	4.0
	28	1.9	0.6	2.3	4.6	13.0	4.4	3.0	0.8	3.0	6.4	181	6.0	4.1	1.1	4.2	8.1	229	8.0	5.5	0.8	3.0	10.2	289	10.0	6.9	2.4	9.1	11.3	320	65	5.9	6.0	4.1	4.0	10	5.5	14	7.5	19	18	5.5
	18	1.2	3.3	12.5	2.9	8.2	3.2	2.2	4.1	15.5	4.4	125	4.6	3.2	5.0	18.9	5.9	167	5.6	3.9	7.3	27.6	6.6	187	8.5	5.9	7.3	27.6	9.6	272	7.0	4.8	4.0	4.1	4.0	10	6.0	15	8.0	20	2.6	7.9
AN1040SS	14	1.0	6.3	23.8	3.5	9.9	2.0	1.4	24.0	90.8	3.0	85	2.8	1.9	33.0	12.5	3.4	96	3.2	2.2	4.6	17.6	2.8	7.9	4.2	2.9	6.6	25.0	2.7	76	14	1.0	1.0	0.7	3.0	8	4.5	11	6.5	17	15	5.2
	16	1.1	3.0	11.4	4.2	11.9	2.4	1.7	13.0	49.2	4.2	11.9	3.2	2.5	24.0	90.8	4.6	130	4.0	2.8	3.0	11.4	5.1	144	5.0	3.4	5.4	20.4	4.3	122	34	2.3	3.0	2.1	4.0	10	6.0	15	7.5	19	21	6.4
	—	—	—	—	—	—	36	1.8	9.0	34.1	4.9	13.9	3.6	2.5	12.5	47.3	5.9	167	4.6	3.2	16.5	6.2	19.3	5.8	40	5.0	4.0	3.0	14.8	6.6	187	4.4	3.0	4.0	2.8	4.5	11	7.0	18	8.5	2.2	3.0
—	—	—	—	—	—	28	1.9	5.5	20.8	5.6	15.9	4.0	2.8	6.0	22.7	7.4	210	5.0	3.4	10.3	39.0	8.2	232	7.0	4.8	15.8	6.0	10.2	28.9	64	4.4	4.0	4.1	5.0	13	7.0	18	20	2.5	3.0	10.7	

Atomizing Nozzles

Internal Mix Wide Angle Round Pattern - 1/4 NPT



Model AW1010SS, AW1020SS, AW1030SS, and AW1040SS

EXAIR's 1/4 NPT internal mix wide angle round pattern atomizing nozzles are great for covering a broad area. They can be adjusted for a light mist or a heavy soaking spray. They are popular for dust mitigation, humidification, and cooling of products, people or livestock in a broad area. These nozzles are also perfect for applying a coating to parts packed in large containers, for example, misting a container of stamped steel parts with oil to prevent oxidation during shipment.

For pressure fed applications not requiring independent air and liquid control.



Model: AW1010SS
Material: Type 303 Stainless Steel



Model: AW1020SS
Material: Type 303 Stainless Steel



Model: AW1030SS
Material: Type 303 Stainless Steel

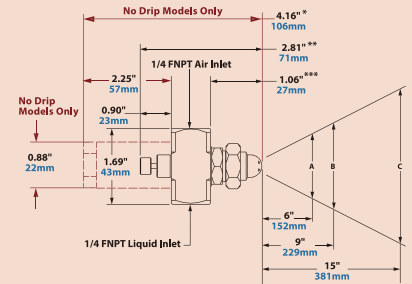


Model: AW1040SS
Material: Type 303 Stainless Steel



A Model AW1030SS is used to keep dust down during charcoal briquette production.

Dimensions and Airflow Pattern



No Drip Only Dimensions in Red.
See page 99 for No Drip Atomizing Nozzles.
*Model AW2010SS: 4.03\"/>

For more information about droplet size and spray angle, see page 95.

Model	10 PSI/0.7 BAR Liquid			20 PSI/1.4 BAR Liquid			30 PSI/2.1 BAR Liquid			40 PSI/2.8 BAR Liquid			60 PSI/4.1 BAR Liquid			Spray Dimensions					Max. Depth feet/m																						
	Air Pressure PSI/BAR	GPH/ LPH	SCFM/ SLPM	Air Pressure PSI/BAR	GPH/ LPH	SCFM/ SLPM	Air Pressure PSI/BAR	GPH/ LPH	SCFM/ SLPM	Air Pressure PSI/BAR	GPH/ LPH	SCFM/ SLPM	Air Pressure PSI/BAR	GPH/ LPH	SCFM/ SLPM	Pressure Air PSI/BAR	Width																										
																A	B	C																									
AW1010SS	8	0.6	1.8	6.8	0.3	8	14	1.0	2.4	9.1	0.4	11	22	1.5	2.7	10.2	0.5	14	30	2.1	3.0	11.4	0.7	20	44	3.0	3.5	13.2	0.9	25	10	0.7	1.0	0.7	7	18	9	23	14	36	5	1.5	
	10	0.7	1.6	6.1	0.4	11	18	1.2	2.1	7.9	0.5	14	30	2.1	2.3	8.7	0.7	20	38	2.6	2.6	9.8	0.8	23	55	3.8	3.1	11.7	1.1	31	31	2.0	1.4	2.0	1.4	9	23	11	28	15	38	6	1.8
	12	0.8	1.5	5.7	0.4	11	22	1.5	1.9	7.2	0.6	17	36	2.5	1.9	7.2	0.8	23	46	3.2	2.1	7.9	1.0	28	65	4.5	2.5	9.5	1.3	37	42	2.9	4.0	2.8	1.0	25	12	30	16	41	8	2.4	
	14	1.0	1.3	4.9	0.5	14	26	1.8	1.6	6.1	0.7	20	40	2.8	1.6	6.1	0.9	25	50	3.4	1.9	7.2	1.1	31	75	5.2	2.1	7.9	1.5	42	60	4.1	6.0	4.1	1.0	25	12	30	16	41	12	3.7	
AW1020SS	12	0.8	2.8	10.6	1.7	48	22	1.5	4.0	15.1	2.3	65	30	2.1	5.4	20.4	2.5	71	38	2.6	6.4	24.2	2.9	82	54	3.7	8.5	32.2	3.5	99	12	0.8	1.0	0.7	10	25	13	33	17	43	9	2.7	
	14	1.0	1.6	6.1	2.0	57	24	1.7	3.1	11.7	2.5	71	34	2.3	3.8	14.4	3.2	91	44	3.0	4.4	16.7	3.9	110	58	4.0	7.0	26.5	4.1	116	34	2.3	3.0	2.1	11	28	13	33	18	46	11	3.4	
	16	1.3	2.2	8.3	2.3	67	26	1.8	2.0	7.6	2.9	82	38	2.6	1.8	6.8	4.0	113	48	3.3	2.6	9.8	4.6	130	65	4.5	5.4	20.4	5.2	147	46	3.2	4.0	2.8	11	28	14	36	18	46	14	4.3	
	18	1.6	2.1	7.9	2.5	77	28	2.1	2.5	9.1	3.3	91	42	2.8	0.9	3.4	4.5	127	52	3.6	1.0	3.8	5.4	153	75	5.2	1.7	6.4	7.1	201	60	4.1	6.0	4.1	11	28	14	36	19	48	16	4.9	
AW1030SS	10	0.7	6.8	25.7	1.1	31	20	1.4	8.5	32.2	1.5	42	30	2.1	9.0	34.1	2.0	57	40	2.8	10.0	37.9	2.6	74	56	3.9	15.0	56.8	2.9	82	12	0.8	1.0	0.7	10	25	13	33	18	46	9	2.7	
	12	0.8	4.5	17.0	1.4	40	22	1.5	6.0	22.7	1.9	54	34	2.3	5.8	22.0	2.8	79	44	3.0	7.0	26.5	3.4	96	60	4.1	12.0	45.4	3.5	99	34	2.3	3.0	2.1	11	28	14	36	18	46	11	3.4	
	14	1.0	2.2	8.3	1.9	54	24	1.7	4.5	17.0	2.3	65	38	2.6	2.4	9.1	3.8	108	48	3.3	3.7	14.0	4.2	119	70	4.8	5.0	18.9	5.6	159	46	3.2	4.0	2.8	11	28	14	36	18	46	14	4.3	
	16	1.3	2.8	10.6	2.3	67	26	1.8	2.6	9.8	2.7	76	40	2.8	1.4	5.3	4.3	122	52	3.6	1.5	5.7	5.2	147	80	5.5	0.8	3.0	7.7	218	65	4.5	6.0	4.1	11	28	14	36	20	51	19	5.8	
AW1040SS	24	1.7	6.0	22.7	5.4	153	38	2.6	9.3	35.2	7.7	218	48	3.3	15.5	58.7	8.4	238	60	4.1	19.3	73.1	10.3	292	85	5.9	24.0	91.0	13.8	391	28	1.9	1.0	0.7	10	25	14	36	16	41	16	4.9	
	28	1.9	4.0	15.1	6.1	173	44	3.0	5.5	20.8	9.1	258	56	3.9	9.0	34.1	10.6	300	70	4.8	12.0	45.4	12.8	362	90	6.2	21.3	80.6	15.5	430	46	3.2	4.0	2.8	11	28	14	36	18	46	18	5.5	
	30	2.1	2.5	9.5	6.7	190	48	3.3	3.5	13.2	10.0	283	62	4.3	6.0	22.7	12.1	343	80	5.5	6.5	24.6	14.7	416	95	6.6	18.5	70.0	16.5	467	75	5.2	4.0	2.8	12	30	16	41	22	56	24	7.3	
	32	2.2	2.0	7.6	7.3	207	52	3.6	1.9	7.2	10.0	306	70	4.8	2.8	10.6	13.7	379	90	6.2	2.8	10.6	17.2	487	100	6.9	15.5	59.8	17.3	490	90	6.2	4.1	12	30	16	41	22	56	24	7.6		

Atomizing Nozzles

Internal Mix Flat Fan Pattern - 1/4 NPT



Model AF1010SS, AF1020SS, AF1030SS, AF1040SS, and AF1050SS

1/4 NPT internal mix flat fan pattern atomizing nozzles are designed with efficiency in mind. Especially good for vertical or horizontal assembly lines, their broad thin pattern makes efficient use of your expensive liquids. Their output can be adjusted for a very light film or a heavy coat of whatever liquid you're working with. Whether it's applying paint to hanging sheet metal, or using a water mist to cool a laminate web, flat fan atomizing nozzles cover a wide flat area, ideal for products moving on a conveyor.

For pressure fed applications not requiring independent air and liquid control.



Model: AF1010SS
Material: Type 303 Stainless Steel



Model: AF1020SS
Material: Type 303 Stainless Steel




Model: AF1030SS
Material: Type 303 Stainless Steel



Model: AF1040SS
Material: Type 303 Stainless Steel

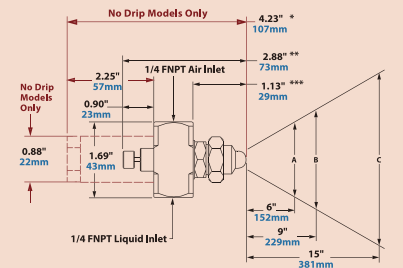


Model: AF1050SS
Material: Type 303 Stainless Steel



A Model AF1030SS is used to spray an anti-corrosion coating on stamped steel parts as they travel on a conveyor.

Dimensions and Airflow Pattern



DOWNLOAD drawings at EXAIR.com

No Drip Only Dimensions in Red
See page 90 for No Drip Atomizing Nozzles
*Model AF2010SS & AF2020SS: 4.10\"/>

For more information about droplet size and spray angle, see page 95.

Spray Nozzles

		10 PSI/0.7 BAR Liquid				20 PSI/1.4 BAR Liquid				30 PSI/2.1 BAR Liquid				40 PSI/2.8 BAR Liquid				60 PSI/4.1 BAR Liquid				Spray Dimensions																									
		Air Pressure PSI/BAR		GPH/ LPH		SCFM/ SLPM		Air Pressure PSI/BAR		GPH/ LPH		SCFM/ SLPM		Air Pressure PSI/BAR		GPH/ LPH		SCFM/ SLPM		Air Pressure PSI/BAR		GPH/ LPH		SCFM/ SLPM		Pressure			Max. Depth feet/m																		
		Air PSI	Bar	GPH	LPH	SCFM	SLPM	Air PSI	Bar	GPH	LPH	SCFM	SLPM	Air PSI	Bar	GPH	LPH	SCFM	SLPM	Air PSI	Bar	GPH	LPH	SCFM	SLPM	Air PSI	Bar	Width A in/cm		B in/cm	C in/cm																
AF1010SS	Model	10	0.7	1.6	6.1	0.7	20	1.4	2.1	7.9	1.0	28	28	1.9	2.4	9.1	1.4	40	38	2.6	2.6	9.8	1.7	48	55	3.8	3.2	12.1	2.2	62	16	11	10	0.7	9	23	12	30	15	38	5	15					
	14	1.0	1.4	5.3	0.9	25	26	1.8	1.7	6.4	1.3	37	40	2.8	1.8	6.8	1.8	51	50	3.4	2.0	7.6	2.1	59	75	5.2	2.3	8.7	3.0	80	20	2.0	1.4	11	28	13	33	17	48	6	18						
	18	1.2	1.1	4.2	1.1	31	34	2.3	1.2	4.5	1.7	48	48	3.3	1.4	5.3	2.1	59	60	4.1	1.6	6.1	2.5	71	90	6.2	1.6	6.1	3.6	102	85	5.9	6.1	4.1	14	36	16	43	23	58	7	21					
	22	1.5	0.8	3.0	1.3	37	40	2.8	0.8	3.0	1.9	54	55	3.8	1.0	3.8	2.4	68	70	4.8	1.2	4.5	3.0	85	100	6.9	1.3	4.9	4.1	116	85	5.9	6.1	4.1	14	36	16	43	23	58	7	21					
AF1020SS	Model	12	0.8	2.4	9.1	0.7	20	1.4	3.4	12.9	0.9	25	30	2.1	3.9	14.8	1.2	34	38	2.6	4.6	17.4	1.4	40	65	4.5	4.7	17.8	2.2	62	16	11	10	0.7	11	28	14	36	18	46	5	15					
	16	1.1	1.8	6.8	0.9	25	28	1.9	2.4	9.1	1.2	34	38	2.6	2.9	11.0	1.5	42	50	3.4	3.2	12.1	1.9	54	75	5.2	3.7	14.0	2.6	74	42	29	30	2.1	14	36	17	43	21	53	6	18					
	20	1.4	1.3	4.9	1.1	31	36	2.5	1.4	5.3	1.7	48	46	3.2	1.8	6.8	1.5	42	46	3.0	2.0	7.6	1.9	54	60	4.1	2.2	8.3	2.3	65	85	5.9	2.8	10.6	3.0	85	50	3.4	2.8	16	41	19	48	26	66	7	21
	24	1.4	1.3	4.9	1.1	31	36	2.5	1.4	5.3	1.7	48	50	3.4	1.6	6.1	2.1	59	70	4.8	1.4	5.3	2.8	79	95	6.6	2.1	7.9	3.6	102	80	5.5	6.1	4.1	16	41	21	53	29	48	8	24					
AF1030SS	Model	16	1.1	4.5	17.0	2.0	57	28	1.9	6.0	22.7	2.8	79	38	2.6	7.0	26.5	3.5	99	46	3.2	8.5	32.2	4.0	113	65	4.5	11.0	41.6	5.3	150	32	20	14	10	0.7	11	28	14	36	19	48	10	30			
	20	1.4	3.3	12.5	2.4	68	32	2.2	5.0	18.9	3.1	88	42	2.9	6.4	24.2	3.8	108	52	3.6	7.5	28.4	4.5	127	70	4.8	10.0	37.9	5.7	161	32	22	14	14	15	38	17	43	23	58	11	34					
	24	1.7	2.4	9.1	2.7	76	34	2.3	4.5	17.0	3.3	93	46	3.2	5.5	20.8	4.1	116	58	4.0	6.3	23.8	4.9	139	80	5.5	8.0	30.3	6.4	181	54	3.7	4.0	2.8	19	48	25	64	33	84	14	43					
	28	1.9	1.5	5.7	3.1	88	36	2.5	3.9	14.8	3.5	99	48	3.3	5.1	19.3	4.4	125	60	4.1	6.0	22.7	5.2	147	90	6.2	6.4	24.2	7.2	204	75	5.2	6.1	4.1	20	51	26	66	35	89	15	46					
AF1040SS	Model	12	0.8	8.1	30.7	1.4	40	22	1.5	12.0	45.4	1.9	54	34	2.3	13.1	49.6	2.7	76	46	3.2	14.3	54.1	3.4	96	65	4.5	18.3	69.3	4.5	127	16	11	10	0.7	14	36	18	46	27	69	12	37				
	16	1.1	5.9	22.3	1.8	51	30	2.1	7.1	26.9	2.7	76	42	2.9	8.9	33.7	3.4	96	54	3.7	10.3	39.0	4.1	116	80	5.5	11.9	45.0	5.9	167	46	3.2	4.0	2.8	14	16	41	23	58	30	76	13	40				
	18	1.2	5.0	18.9	2.0	57	34	2.3	5.6	21.2	3.1	88	48	3.3	6.3	23.8	4.1	116	60	4.1	7.9	29.9	4.8	136	90	6.2	8.5	32.2	6.8	193	56	3.9	4.0	2.8	20	51	25	64	34	86	15	46					
	22	1.5	3.3	12.5	2.4	68	38	2.6	4.1	15.5	3.5	99	52	3.6	5.0	18.9	4.5	127	70	4.8	4.6	17.4	5.8	164	100	6.9	6.0	22.7	7.9	242	85	5.9	6.1	4.1	21	53	27	69	36	91	15	46					
AF1050SS	Model	14	1.0	8.8	33.5	3.0	85	26	1.8	11.5	43.5	4.3	122	34	2.3	20.8	78.7	4.6	130	42	2.9	30.0	114	8	136	58	4.0	42.0	159	5.5	156	14	10	0.7	14	36	18	46	24	58	10	30					
	16	1.1	5.3	20.1	3.7	105	28	1.9	7.8	29.5	4.9	139	36	2.5	17.0	64.3	4.9	139	46	3.2	20.5	77.6	6.1	173	65	4.5	30.0	114	6.8	193	26	2.8	1.0	1.4	15	38	19	48	27	69	12	37					
	18	1.2	5.0	18.9	2.0	57	34	2.3	5.6	21.2	3.1	88	40	2.8	9.0	34.1	7.1	173	50	3.4	13.5	51.1	7.3	207	70	4.8	21.0	79.5	8.7	246	48	3.0	4.0	2.8	17	43	20	51	27	69	18	55					
	22	1.5	3.3	12.5	2.4	68	38	2.6	4.1	15.5	3.5	99	42	2.9	6.3	23.8	4.1	116	54	3.7	7.5	28.4	8.4	238	80	5.5	8.5	32.2	11.2	317	48	3.2	4.1	1.7	43	21	53	29	48	19	58						

Atomizing Nozzles

Internal Mix Deflected Flat Fan Pattern - 1/4 NPT



Model: AD1010SS
Material: Type 303 Stainless Steel



A Model AD1010SS is used to apply a protective coating to wood panels.

Model AD1010SS

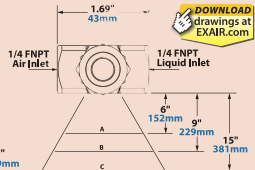
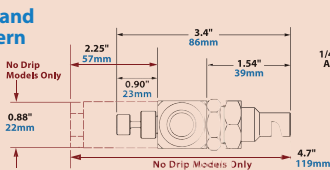
1/4 NPT internal mix deflected flat fan nozzles are designed for applications where space is at a premium. The flat fan pattern sprays at a right angle to the nozzle's orientation, allowing spray to be placed precisely where it's needed in close quarters. These nozzles are ideal for coating the inside of enclosures and ductwork.

For pressure fed applications not requiring independent air and liquid control.

Dimensions and Airflow Pattern

No Drip Dimensions In Red
See page 90 for No Drip Atomizing Nozzles

For more information about droplet size and spray angle, see page 95.



DOWNLOAD drawings at EXAIR.com

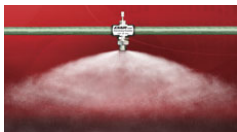
Spray Nozzles

Model	10 PSI/0.7 BAR Liquid			20 PSI/1.4 BAR Liquid			30 PSI/2.1 BAR Liquid			40 PSI/2.8 BAR Liquid			60 PSI/4.1 BAR Liquid			Spray Dimensions																											
	Air Pressure PSI/BAR	GPH/LPH	SCFM/SLPM	Air Pressure PSI/BAR	GPH/LPH	SCFM/SLPM	Air Pressure PSI/BAR	GPH/LPH	SCFM/SLPM	Air Pressure PSI/BAR	GPH/LPH	SCFM/SLPM	Air Pressure PSI/BAR	GPH/LPH	SCFM/SLPM	Pressure Air PSI/BAR	Liquid PSI/BAR	A in cm	B in cm	C in cm	Max. Depth in cm																						
	AD1010SS	6	0.4	3.0	11.5	1.4	4.1	14	1.0	4.0	15.1	2.3	6.6	22	1.5	4.6	17.6	3.2	9.0	26	1.8	5.7	21.4	3.5	9.8	38	2.6	6.9	26.0	4.7	13.3	12	0.8	10	0.7	9	23	14	36	16	41	36	91
	8	0.6	2.7	10.1	1.8	5.0	18	1.2	3.3	12.4	2.9	8.2	26	1.8	4.1	15.4	3.7	10.5	32	2.2	4.9	18.6	4.3	12.1	54	3.7	5.3	20.1	6.6	18.8	22	1.5	20	1.4	11	28	13	33	16	41	42	107	
	10	0.7	2.2	8.3	2.1	5.9	20	1.4	2.9	11.0	3.2	9.1	30	2.1	3.4	12.9	4.3	12.2	38	2.6	4.2	15.7	5.1	14.4	62	4.3	4.6	17.3	7.8	22.1	46	3.2	40	2.8	9	23	12	30	15	38	18	42	107
	12	0.8	1.8	6.9	2.4	6.9	22	1.5	2.3	8.9	3.6	10.1	34	2.3	2.8	10.4	5.0	14.0	46	3.2	2.7	10.3	6.3	18.0	70	4.8	3.1	11.9	9.1	25.8	70	4.8	6.0	4.1	12	30	15	38	18	46	42	107	

Internal Mix 360° Hollow Circular Pattern - 1/4 NPT



Model: AT1010SS
Material: Type 303 Stainless Steel



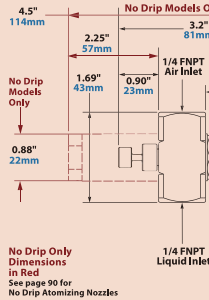
This 360° circular pattern nozzle can be used to coat inside diameters or cover a broad area of over 4' (1219mm).

Model AT1010SS

1/4 NPT internal mix 360° nozzles are designed for applications where the spray pattern must be oriented away from the nozzle in all directions. 360° nozzles are ideal where a smooth, even coating is needed on the ID of pipe or similar ductwork. They also work great for operations where a mist over a broad area is needed, such as dust suppression, humidification and cooling.

For pressure fed applications not requiring independent air and liquid control.

Dimensions and Airflow Pattern



No Drip Only Dimensions in Red
See page 90 for No Drip Atomizing Nozzles

For more information about droplet size and spray angle, see page 95.

DOWNLOAD drawings at EXAIR.com

Model	10 PSI/0.7 BAR Liquid			20 PSI/1.4 BAR Liquid			30 PSI/2.1 BAR Liquid			40 PSI/2.8 BAR Liquid			60 PSI/4.1 BAR Liquid			Spray Dimensions																					
	Air Pressure PSI/BAR	GPH/LPH	SCFM/SLPM	Air Pressure PSI/BAR	GPH/LPH	SCFM/SLPM	Air Pressure PSI/BAR	GPH/LPH	SCFM/SLPM	Air Pressure PSI/BAR	GPH/LPH	SCFM/SLPM	Air Pressure PSI/BAR	GPH/LPH	SCFM/SLPM	Pressure Air PSI/BAR	Liquid PSI/BAR	in	cm	Diameter in cm																	
	AT1010SS	20	1.4	4.5	16.8	4.3	12.1	34	2.3	7.3	27.5	6.4	18.2	50	3.4	8.1	30.6	8.9	25.1	60	4.1	11.5	43.5	10.0	28.3	85	5.9	14.7	55.7	13.3	37.6	20	1.4	10	0.7	36	91
	24	1.7	2.6	9.7	5.3	15.0	38	2.6	5.2	19.6	7.3	20.6	56	3.9	5.4	20.3	10.0	28.5	70	4.8	7.1	26.8	11.8	33.5	90	6.2	12.7	47.9	14.1	39.8	34	2.3	20	1.4	14	39	99
	26	1.8	2.0	7.5	5.7	16.2	42	2.9	3.6	13.5	8.2	23.1	60	4.1	4.2	15.7	10.7	30.3	80	5.5	4.1	15.4	13.5	38.3	95	6.6	10.6	40.2	14.9	42.3	50	3.4	30	2.1	44	112	
	28	1.9	1.6	5.9	6.2	17.6	48	3.3	2.1	7.8	9.3	26.4	70	4.8	2.0	7.4	12.6	35.6	90	6.2	2.0	7.7	15.5	43.9	100	6.9	8.9	33.7	15.8	44.9	85	5.9	6.0	4.1	53	135	

For Technical Assistance, Call An EXAIR Application Engineer 1-800-903-9247
Toll Free FAX (866) 392-3924 • E-mail: techhelp@exair.com • www.exair.com

External Mix Round Pattern - 1/4 NPT



Model: ER1010SS
Material: Type 303 Stainless Steel



Model: ER1020SS
Material: Type 303 Stainless Steel



Model: ER1030SS
Material: Type 303 Stainless Steel



Model: ER1040SS
Material: Type 303 Stainless Steel



Model: ER1050SS
Material: Type 303 Stainless Steel

Model ER1010SS, ER1020SS, ER1030SS, ER1040SS and ER1050SS

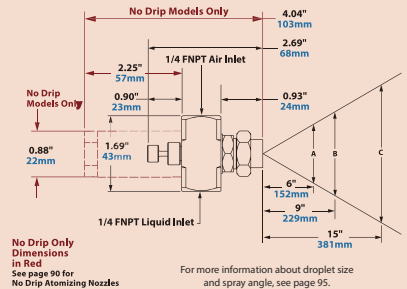
1/4 NPT external mix round pattern nozzles are great where a high volume of liquid is needed over a specific area or general area, but not in a flat pattern. Applications include spot treatments of parts, covering irregularly shaped objects or covering a container of parts with a heavy coat. They are also an excellent choice for controlling heavy dust and particulates. Since they are external mix, airflow and liquid flow can be controlled independently.

For pressure fed applications with independent air and liquid control.



(2) Model ER1020SS atomizing nozzles are used to apply a fire retardant coating to wood trim.

Dimensions and Airflow Pattern



Spray Nozzles

Model	3 PSI/0.2 BAR Liquid			5 PSI/0.3 BAR Liquid			10 PSI/0.7 BAR Liquid			20 PSI/1.4 BAR Liquid			40 PSI/2.8 BAR Liquid			Spray Dimensions									
	Air Pressure PSI/BAR	GPH/ LPH	SCFM/ SLPM	Air Pressure PSI/BAR	GPH/ LPH	SCFM/ SLPM	Air Pressure PSI/BAR	GPH/ LPH	SCFM/ SLPM	Air Pressure PSI/BAR	GPH/ LPH	SCFM/ SLPM	Air Pressure PSI/BAR	GPH/ LPH	SCFM/ SLPM	Pressure Air PSI/BAR	Liquid PSI/BAR	Width A B C			Max. Depth feet/m				
																		in	cm	in	cm	in	cm		
ER1010SS	5 0.3	10 0.7	20 1.4	5 0.3	10 0.7	20 1.4	10 0.7	1.3 36.8	2.7 72.8	5.4 152.4	10.8 282.6	21.6 557.1	43.2 1113.3	86.4 2226.6	172.8 4453.2	10 0.7	3 0.2	3.0	7.6	4.3	10.9	6.3	16.0	9	2.7
ER1020SS	10 0.7	20 1.4	40 2.8	10 0.7	20 1.4	40 2.8	10 0.7	1.3 36.8	2.7 72.8	5.4 152.4	10.8 282.6	21.6 557.1	43.2 1113.3	86.4 2226.6	172.8 4453.2	10 0.7	3 0.2	3.0	7.6	4.3	10.9	6.3	16.0	9	2.7
ER1030SS	10 0.7	20 1.4	40 2.8	10 0.7	20 1.4	40 2.8	10 0.7	1.3 36.8	2.7 72.8	5.4 152.4	10.8 282.6	21.6 557.1	43.2 1113.3	86.4 2226.6	172.8 4453.2	10 0.7	3 0.2	3.0	7.6	4.3	10.9	6.3	16.0	9	2.7
ER1040SS	10 0.7	20 1.4	40 2.8	10 0.7	20 1.4	40 2.8	10 0.7	1.3 36.8	2.7 72.8	5.4 152.4	10.8 282.6	21.6 557.1	43.2 1113.3	86.4 2226.6	172.8 4453.2	10 0.7	3 0.2	3.0	7.6	4.3	10.9	6.3	16.0	9	2.7
ER1050SS	10 0.7	20 1.4	40 2.8	10 0.7	20 1.4	40 2.8	10 0.7	1.3 36.8	2.7 72.8	5.4 152.4	10.8 282.6	21.6 557.1	43.2 1113.3	86.4 2226.6	172.8 4453.2	10 0.7	3 0.2	3.0	7.6	4.3	10.9	6.3	16.0	9	2.7

Note: When air pressure is 10x or more than liquid pressure, liquid flow may diminish.

Atomizing Nozzles

External Mix Narrow Angle Flat Fan Pattern - 1/4 NPT



Model: EF1010SS
Material: Type 303 Stainless Steel



Model: EF1020SS
Material: Type 303 Stainless Steel



Model: EF1030SS
Material: Type 303 Stainless Steel



Model: EF1040SS
Material: Type 303 Stainless Steel

Model EF1010SS, EF1020SS, EF1030SS and EF1040SS

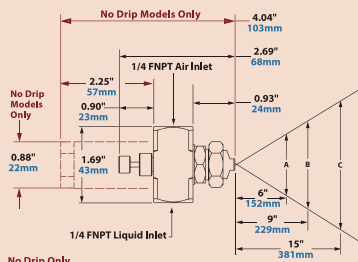
1/4 NPT external mix narrow angle flat fan pattern nozzles are great where a high volume of liquid is needed over a concentrated area. Since they are external mix, airflow and liquid flow can be controlled independently. External mix narrow angle flat fan pattern nozzles are the best choice where thicker liquids for a heavy coating are needed over a narrow band, such as a paint line.

For pressure fed applications with independent air and liquid control.



A Model EF1020SS is used to supply humidification for a corrosion test chamber.

Dimensions and Airflow Pattern



No Drip Only Dimensions in Red
See page 90 for No Drip Atomizing Nozzles

For more information about droplet size and spray angle, see page 95.



Model	3 PSI/0.2 BAR Liquid			5 PSI/0.3 BAR Liquid			10 PSI/0.7 BAR Liquid			20 PSI/1.4 BAR Liquid			40 PSI/2.8 BAR Liquid			Spray Dimensions																							
	Air Pressure PSI/ BAR	GPH/ LPH	SCFM/ SLPM	Air Pressure PSI/ BAR	GPH/ LPH	SCFM/ SLPM	Air Pressure PSI/ BAR	GPH/ LPH	SCFM/ SLPM	Air Pressure PSI/ BAR	GPH/ LPH	SCFM/ SLPM	Air Pressure PSI/ BAR	GPH/ LPH	SCFM/ SLPM	Pressure		Width			Max. Depth feet/m																		
																Air PSI/ BAR	Liquid PSI/ BAR	A	B	C																			
EF1010SS	5	0.3		0.8	2.27		10	0.7		1.0	2.83		15	1.0		1.8	3.6	5.8	14.7	9.5	24.1	6	1.8																
	10	0.7		1.0	2.83		20	1.4		1.5	4.25		25	1.7		2.5	7.08	60	4.1	6.5	14.0	8.0	20.3	10.0	25.4	12	3.7												
	20	1.4		1.5	4.25		30	2.1		2.0	5.66		40	2.8		3.4	9.63	75	5.2	6.5	16.5	9.5	24.1	13.0	33.0	13	4.0												
	40	2.8		2.5	7.08		50	3.4		2.9	8.21		60	4.1		3.4	9.63	90	6.2	4.7	13.3	9.5	6.5	14.4	16.4	49	18	5.5											
EF1020SS	10	0.7		1.0	2.83		15	1.0		1.3	3.68		20	1.4		1.5	4.25	35	2.4	2.2	6.23	50	3.4	2.9	8.21	10	0.7	3	0.2	4.5	11.4	7.0	17.8	11.0	27.9	9	2.7		
	20	1.4		1.5	4.25		25	1.7		1.8	5.10		30	2.1		2.0	5.66	50	3.4	2.9	8.21	60	4.1	3.4	9.63	30	2.1	5	0.3	6.5	16.5	9.5	24.1	13.0	33.0	14	4.3		
	30	2.1		2.0	5.66		40	2.8		2.5	7.08		50	3.4		2.9	8.21	70	4.8	3.8	10.8	80	5.5	4.3	12.2	65	4.1	2.0	1.4	6.5	16.5	11.0	27.9	16.0	40.6	17	5.2		
	50	3.4		2.9	8.21		60	4.1		3.4	9.63		70	4.8		3.8	10.8	90	6.2	4.7	13.3	100	6.9	5.2	14.7	75	5.2	4.0	2.8	6.5	16.5	10.0	25.4	14.0	35.6	14	4.3		
EF1030SS	10	0.7		3.5	9.91		20	1.4		5.3	15.0		25	1.7		6.1	17.3	40	2.8	8.4	23.8	50	3.4	10.0	28.3	10	0.7	3	0.2	6.0	15.2	9.0	22.9	12.0	30.5	12	3.7		
	20	1.4		5.3	15.0		30	2.1		7.6	21.5		40	2.8		7.6	21.5	50	3.4	10.0	28.3	60	4.1	11.0	41.6	10.0	28.3	60	4.1	2.0	1.4	7.5	19.1	11.5	29.2	18.0	45.7	20	6.1
	30	2.1		6.9	19.5		40	2.8		8.4	23.8		50	3.4		10.0	28.3	70	4.8	12.7	36.0	80	5.5	13.7	38.8	60	4.1	2.0	1.4	7.0	17.8	11.0	27.9	14.0	35.6	28	8.5		
	50	3.4		10.0	28.3		60	4.1		11.5	32.6		70	4.8		12.7	36.0	90	6.2	14.8	41.9	9.5	6.5	15.1	42.8	75	5.2	4.0	2.8	7.0	17.8	11.0	27.9	14.0	35.6	30	9.1		
EF1040SS	15	1.0		4.4	12.5		25	1.7		6.1	17.3		35	2.4		7.6	21.5	45	3.1	9.2	26.1	55	3.8	10.7	30.3	15	1.0	3	0.2	6.0	15.2	10.0	25.4	14.0	35.6	13	4.0		
	25	1.7		6.1	17.3		35	2.4		7.6	21.5		45	3.1		9.2	26.1	55	3.8	10.7	30.3	65	4.5	12.2	34.5	50	3.4	1.0	0.7	6.8	17.3	11.0	27.9	14.0	35.6	17	5.2		
	40	2.8		8.4	23.8		50	3.4		10.0	28.3		60	4.1		11.5	32.6	70	4.8	12.7	36.0	80	5.5	13.7	38.8	60	4.1	2.0	1.4	8.0	20.3	12.0	30.5	16.0	40.6	25	7.6		
	50	3.4		10.0	28.3		60	4.1		11.5	32.6		70	4.8		12.7	36.0	90	6.2	14.8	41.9	10.0	5.5	16.2	45.9	80	5.5	4.0	2.8	7.0	17.8	11.0	27.9	15.0	38.1	27	8.2		

External Mix Wide Angle Flat Fan Pattern - 1/4 NPT



Model: EB1010SS
Material: Type 303 Stainless Steel



Model: EB1020SS
Material: Type 303 Stainless Steel



Model: EB1030SS
Material: Type 303 Stainless Steel



Model: EB1040SS
Material: Type 303 Stainless Steel

Model EB1010SS, EB1020SS, EB1030SS and EB1040SS

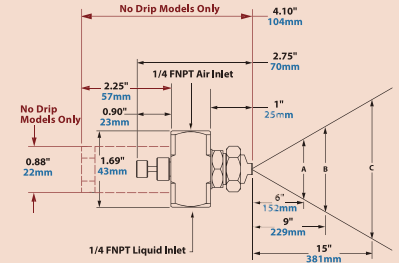
1/4 NPT external mix wide angle flat fan pattern nozzles are great where a high volume of liquid is needed over a wide area such as a conveyor line. Because they are external mix, airflow and liquid flow can be controlled independently. Common applications are those which require a moderate application of liquid over a broad area, such as cooling or coating wide webs.

For pressure fed applications with independent air and liquid control.



(2) Model EB1040SS nozzles are used to rinse wine bottles after capping.

Dimensions and Airflow Pattern



No Drip Only Dimensions in Red
See page 90 for No Drip Atomizing Nozzles

For more information about droplet size and spray angle, see page 95.

Spray Nozzles

Model	3 PSI/0.2 BAR Liquid			5 PSI/0.3 BAR Liquid			10 PSI/0.7 BAR Liquid			20 PSI/1.4 BAR Liquid			40 PSI/2.8 BAR Liquid			Spray Dimensions																				
	Air Pressure PSI/ BAR	GPH/ LPH	SCFM/ SLPM	Air Pressure PSI/ BAR	GPH/ LPH	SCFM/ SLPM	Air Pressure PSI/ BAR	GPH/ LPH	SCFM/ SLPM	Air Pressure PSI/ BAR	GPH/ LPH	SCFM/ SLPM	Air Pressure PSI/ BAR	GPH/ LPH	SCFM/ SLPM	Pressure		Width		Max. Depth feet/m																
																Air PSI/ BAR	Liquid PSI/ BAR	A	B		C															
EB1010SS	5	0.3		0.9	25.5	5	0.3		0.9	25.5	8	0.6	1.1	31.1	10	0.7	1.3	36.8	15	1.0	1.7	48.1	10	0.7	5	0.3	8.0	20.3	11.0	27.9	14.0	35.6	9	2.7		
	8	0.6	1.0	3.8	1.1	31.1	10	0.7	1.3	36.8	10	0.7	2.0	56.6	20	1.4	2.0	56.6	20	1.4	2.0	56.6	15	1.0	10	0.7	9.0	22.9	12.0	30.5	17.0	43.2	11	3.4		
	10	0.7			1.3	36.8	15	1.0	1.7	48.1	20	1.4	2.0	56.6	30	2.1	2.6	73.6	25	1.7	3.0	85.0	25	1.7	3.0	85.0	25	1.7	3.0	85.0	38.1	90.0	50.8	13	4.0	
	15	1.0			1.7	48.1	20	1.4	2.0	56.6	30	2.1	2.6	73.6	35	2.4	3.0	85.0	35	2.4	3.0	85.0	35	2.4	3.0	85.0	35	2.4	3.0	85.0	38.1	21.0	53.3	14	4.3	
EB1020SS	6	0.4			1.0	28.3	6	0.4	1.0	28.3	10	0.7	1.3	36.8	20	1.4	1.3	36.8	20	1.4	2.0	56.6	8	0.6	5	0.3	11.0	27.9	16.0	40.6	19.0	48.3	8	2.4		
	7	0.5	2.5	9.5	1.1	31.1	9	0.6	1.1	31.1	12	0.8	1.5	42.5	25	1.7	1.5	42.5	25	1.7	2.3	65.1	20	1.4	10	0.7	12.0	30.5	17.0	43.2	22.0	55.9	12	3.7		
	8	0.6			1.1	31.1	9	0.6	1.1	31.1	12	0.8	1.5	42.5	25	1.7	2.6	74.0	25	1.7	3.0	85.0	25	1.7	3.0	85.0	25	1.7	3.0	85.0	38.1	90.0	50.8	13	4.0	
	10	0.7			1.3	36.8	10	0.7	1.3	36.8	12	0.8	1.5	42.5	20	1.4	2.0	56.6	20	1.4	2.0	56.6	30	2.1	3.0	85.0	30	2.1	3.0	85.0	38.1	21.0	53.3	14	4.3	
EB1030SS	8	0.6			3.4	96.3	10	0.7	3.8	108	15	1.0	4.8	136	35	2.4	8.4	238	50	3.4	11.0	311	15	1.0	3	0.2	11.0	27.9	17.0	43.2	21.0	53.3	13	4.0		
	15	1.0	4.4	16.7	4.8	136	20	1.4	5.9	167	25	1.7	7.6	219	55	3.8	10.1	286	65	4.5	14.0	350	25	1.7	15	1.0	14.0	35.6	18.0	45.7	24.0	61.0	16	4.9		
	20	1.4			5.9	167	25	1.7	7.6	219	35	2.4	9.3	263	60	4.1	11.7	331	85	5.9	14.0	350	30	2.1	16.8	47.6	70	4.8	16.8	47.6	70	4.8	16.8	47.6	20	6.1
	25	1.7			6.7	190	30	2.1	7.6	219	40	2.8	9.3	263	60	4.1	12.0	340	95	6.5	14.0	350	30	2.1	16.8	47.6	70	4.8	16.8	47.6	70	4.8	16.8	47.6	20	6.1
EB1040SS	10	0.7			3.8	108	15	1.0	4.8	136	25	1.7	6.7	190	45	3.1	10.1	286	75	5.2	13.7	388	30	2.1	5	0.3	13.0	33.0	19.0	48.3	24.0	61.0	17	5.2		
	15	1.0			4.8	136	20	1.4	5.9	167	30	2.1	7.6	219	50	3.4	11.0	311	85	5.9	15.7	445	45	3.1	20	1.4	14.0	35.6	20.0	50.8	26.0	66.0	19	5.8		
	20	1.4	10.0	37.9	5.9	167	30	2.1	7.6	219	40	2.8	9.3	263	60	4.1	11.7	331	85	5.9	16.8	47.6	65	4.5	20	1.4	15.0	38.1	21.0	53.3	27.0	68.6	23	7.0		
	25	1.7			6.7	190	35	2.4	7.6	219	45	3.1	10.1	286	80	5.5	14.8	419	100	6.9	18.3	518	90	6.5	20	1.4	16.0	40.6	22.0	55.9	28.0	71.1	26	7.9		

Atomizing Nozzles

Siphon Fed Round Pattern - 1/4 NPT



Model: SR1010SS
Material: Type 303 Stainless Steel



Model: SR1020SS
Material: Type 303 Stainless Steel



Model: SR1030SS
Material: Type 303 Stainless Steel



Model: SR1040SS
Material: Type 303 Stainless Steel

Model SR1010SS, SR1020SS, SR1030SS and SR1040SS

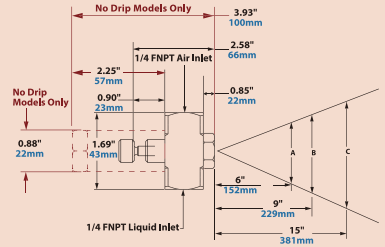
1/4 NPT siphon fed round pattern nozzles are great where no liquid pressure is available and a thin coating is needed at a specific area. Flow rate is adjustable via the adjusting valve. Siphon nozzles work best with a suction height of 36" (914mm) or less. Since these nozzles are siphon fed, the compressed airflow draws the liquid in and mixes it internally. Liquid flow is dependent both on the gravity or suction height and the airflow. Siphon fed round pattern nozzles provide the most liquid flow of any siphon fed nozzle.

Siphon or gravity fed for non-pressurized applications.



The SR1020SS has a focused, round pattern for precision application of coatings or coolant.

Dimensions and Airflow Pattern



No Drip Only Dimensions in Red See Page 90 for No Drip Atomizing Nozzles

For more information about droplet size and spray angle, see page 95.

Model	Liquid Flow in GPH/LPH															Spray Dimensions at 8" (20cm) Siphon Height														
	Air		Gravity Head					Siphon Height								Air		Width			Max. Depth feet/m									
	Pressure PSI/BAR	SCFM/SLPM	18"	46cm	12"	30cm	6"	15cm	4"	10cm	8"	20cm	12"	30cm	24"	61cm	36"	91cm	Pressure PSI/BAR	A cm		B cm	C cm							
SR1010SS	10	0.7	0.5	14.2	0.6	2.3	0.5	1.9	0.4	1.5	0.2	0.8	0.2	0.8	---	---	---	---	10	0.7	2.5	6	4.0	10	5.8	15	7	2.1		
	20	1.4	0.7	19.8	0.6	2.3	0.6	2.3	0.5	1.9	0.4	1.5	0.4	1.5	0.3	1.1	---	---	20	1.4	3.3	8	4.3	11	6.0	15	9	2.7		
	40	2.8	1.2	34.0	0.7	2.6	0.7	2.6	0.6	2.3	0.5	1.9	0.5	1.9	0.4	1.5	0.3	1.1	0.2	0.8	40	2.8	3.8	10	5.0	13	6.8	17	10	3.0
	60	4.1	1.6	45.3	0.8	3.0	0.8	3.0	0.7	2.6	0.6	2.3	0.5	1.9	0.5	1.9	0.4	1.5	0.2	0.8	60	4.1	3.8	10	5.0	13	6.8	17	11	3.4
SR1020SS	10	0.7	0.7	19.8	1.1	4.2	0.9	3.4	0.8	3.0	0.5	1.9	0.4	1.5	0.3	1.1	---	---	10	0.7	3.3	8	4.8	12	6.8	17	9	2.7		
	20	1.4	1.1	31.1	1.3	4.9	1.1	4.2	1.0	3.8	0.8	3.0	0.7	2.6	0.6	2.3	0.3	1.1	---	---	20	1.4	3.5	9	5.0	13	7.0	18	11	3.4
	40	2.8	1.7	48.1	1.6	6.1	1.5	5.7	1.4	5.3	1.2	4.5	1.0	3.8	1.0	3.8	0.7	2.6	0.4	1.5	40	2.8	3.8	10	5.5	14	7.5	19	14	4.3
	60	4.1	2.3	65.0	1.9	7.2	1.7	6.4	1.6	6.1	1.4	5.3	1.2	4.5	1.2	4.5	0.9	3.4	0.5	1.9	60	4.1	4.0	10	5.8	15	8.0	20	16	4.9
SR1030SS	20	1.4	2.0	56.6	4.3	16.3	3.8	14.4	3.3	12.5	2.5	9.5	1.8	6.8	1.3	4.9	0.3	1.1	---	---	20	1.4	3.5	9	5.0	13	7.0	18	12	3.7
	40	2.8	3.2	90.6	5.0	18.9	4.4	16.7	4.0	15.1	3.3	12.5	2.9	11.0	2.5	9.5	1.3	4.9	1.0	3.8	40	2.8	3.8	10	5.3	13	7.5	19	13	4.0
	60	4.1	4.3	122	5.5	20.8	4.9	18.5	4.5	17.0	3.7	14.0	3.4	12.9	3.1	11.7	1.9	7.2	1.5	5.7	60	4.1	3.8	10	5.5	14	8.0	20	15	4.6
	80	5.5	5.6	158	5.8	22.0	5.3	20.1	4.9	18.5	4.1	15.5	3.9	14.8	3.7	14.0	2.6	9.8	1.7	6.4	80	5.5	4.0	10	5.8	15	8.3	21	18	5.5
SR1040SS	30	2.1	5.7	161	12.3	46.6	11.0	41.6	9.3	35.2	6.3	23.8	5.3	20.1	4.5	17.0	0.6	2.3	---	---	30	2.1	4.8	12	6.5	17	8.8	22	19	5.8
	40	2.8	6.9	195	13.0	49.2	11.8	44.7	10.0	37.9	7.3	27.6	6.5	24.6	5.5	20.8	1.5	5.7	0.3	1.1	40	2.8	5.2	13	7.0	18	9.3	24	21	6.4
	60	4.1	9.5	269	14.3	54.1	13.0	49.2	11.5	43.5	8.5	32.2	7.5	28.4	6.5	24.6	2.3	8.7	1.5	5.7	60	4.1	5.5	14	7.5	19	9.8	25	24	7.3
	80	5.5	12.0	340	15.0	56.8	13.5	51.1	12.5	47.3	9.5	36.0	8.5	32.2	7.5	28.4	3.5	13.2	1.9	7.2	80	5.5	5.8	15	7.8	20	10.0	25	27	8.2



Siphon Fed Flat Fan Pattern - 1/4 NPT



Model: SF1010SS
Material: Type 303 Stainless Steel

Model SF1010SS, SF1020SS and SF1030SS

1/4 NPT siphon fed flat fan pattern nozzles are great where no liquid pressure is available and a thin coating is needed over a wide band. Flow rate is adjustable via the adjusting valve. Siphon nozzles work best with a suction height of 36" (914mm) or less. Since these nozzles are siphon fed, the compressed airflow draws the liquid in and mixes it internally. Liquid flow is dependent both on the gravity or suction height and the airflow. Siphon fed flat fan pattern nozzles are the best choice where liquid is needed over a broad band such as a moving assembly line.



Model: SF1020SS
Material: Type 303 Stainless Steel

Siphon or gravity fed for non-pressurized applications.

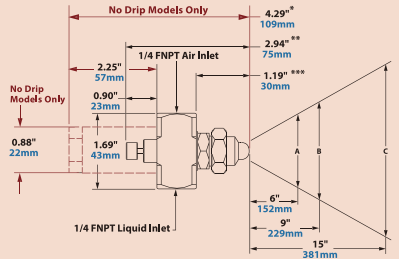


Model: SF1030SS
Material: Type 303 Stainless Steel



A Model SF1020SS is used to apply a light coating of oil to prevent sockets from rusting prior to a packaging operation.

Dimensions and Airflow Pattern



No Drip Only Dimensions in Red See page 90 for No Drip Atomizing Nozzles

*Model SF2010SS: 4.15" / 105mm
**Model SF1010SS: 2.80" / 71mm
***Model SF1010SS: 1.05" / 27mm

For more information about droplet size and spray angle, see page 95.

Spray Nozzles

Model	Liquid Flow in GPH/LPH																Spray Dimensions at 8" (20cm) Siphon Height													
	Air				Gravity Head					Siphon Height							Air		Width				Max. Depth feet/m							
	Pressure PSI/BAR	SCFM/SLPM	18"	46cm	12"	30cm	6"	15cm	4"	10cm	8"	20cm	12"	30cm	24"	61cm	36"	91cm	Pressure PSI/BAR	A in cm	B in cm	C in cm								
SF1010SS	10	0.7	0.9	25.5	0.4	1.5	0.3	1.1	0.3	1.1	0.2	0.8	0.2	0.8	0.2	0.8	0.1	0.4	10	0.7	9	23	11	28	13	33	5	1.5		
	20	1.4	1.3	36.8	0.4	1.5	0.3	1.1	0.3	1.1	0.3	1.1	0.3	1.1	0.3	1.1	0.2	0.8	0.2	0.8	20	1.4	10	25	12	30	14	36	6	1.8
	30	2.1	1.7	48.1	0.3	1.1	0.3	1.1	0.3	1.1	0.3	1.1	0.3	1.1	---	---	---	---	---	---	30	2.1	11	28	13	33	15	38	7	2.1
SF1020SS	20	1.4	2.3	65.1	1.2	4.5	1.1	4.2	1.0	3.8	0.9	3.4	0.8	3.0	0.8	3.0	0.6	2.3	0.5	1.9	20	1.4	11	25	14	36	19	48	6	1.8
	30	2.1	2.9	82.1	1.1	4.2	1.1	4.2	1.0	3.8	0.8	3.0	0.8	3.0	0.8	3.0	0.6	2.3	0.5	1.9	30	2.1	11	28	15	38	21	53	7	2.1
	40	2.8	3.5	99.1	1.0	3.8	0.9	3.4	0.8	3.0	0.7	2.6	0.7	2.6	0.7	2.6	0.5	1.9	0.4	1.5	40	2.8	13	33	16	41	23	58	6	1.8
SF1030SS	50	3.4	4.3	122	0.8	3.0	0.7	2.6	0.5	1.9	0.5	1.9	0.4	1.5	0.3	1.1	---	---	---	---	50	3.4	14	36	18	46	25	64	6	1.8
	20	1.4	2.2	62.3	1.8	6.8	1.6	6.1	1.5	5.7	1.4	5.3	1.4	5.3	1.3	4.9	1.1	4.2	1.0	3.8	20	1.4	9	23	11	28	15	38	8	2.4
	30	2.1	2.8	79.2	1.9	7.2	1.8	6.8	1.8	6.8	1.7	6.4	1.7	6.4	1.6	6.1	1.4	5.3	1.2	4.5	30	2.1	10	25	13	33	17	43	9	2.7
SF1030SS	40	2.8	3.3	93.4	1.8	6.8	1.8	6.8	1.7	6.4	1.6	6.1	1.6	6.1	1.5	5.7	1.3	4.9	1.2	4.5	40	2.8	11	28	14	36	17	43	10	3.0
	50	3.4	4.0	113	1.6	6.1	1.5	5.7	1.4	5.3	1.4	5.3	1.3	4.9	1.3	4.9	1.1	4.2	1.0	3.8	50	3.4	11	28	14	36	18	46	11	3.4

Atomizing Nozzles

Internal Mix Narrow Angle Round Pattern - 1/2 NPT

Model AN5010SS and AN5020SS

1/2 NPT internal mix narrow angle round pattern nozzles are excellent for spraying a concentrated mist of liquid. Because of the versatility of their adjustments, these larger atomizing nozzles can apply a heavy coat up close or send a very fine mist over 40 feet away! They are often used for higher volume application of lubricants during assembly, or marking items as they move through an assembly line.


For pressure fed applications not requiring independent air and liquid control.



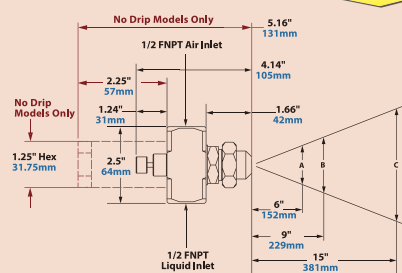
Model: AN5010SS
Material: Type 303 Stainless Steel



Model: AN5020SS
Material: Type 303 Stainless Steel



Dimensions and Airflow Pattern



No Drip Only Dimensions in Red See page 90 for No Drip Atomizing Nozzles
For more information about droplet size and spray angle, see page 95.

For more information about droplet size and spray angle see page 95.

With adjustable liquid flow, these nozzles can be used to apply a heavy coat or a precise volume of liquid.

Model		Spray Dimensions										Max. Depth feet/m		
		Pressure				Width								
		Air PSI/BAR	Liquid PSI/BAR			in		cm		in			cm	
AN5010SS	20	14	5	0.3									22	6.7
	36	2.5	15	1.0									30	9.1
	50	3.4	25	1.7	3.5	9	5.75	14.6	8.5	22	34	10.4	34	10.4
	60	4.1	35	2.4									37	11.3
AN5020SS	10	0.7	5	0.3	4	10	6	15.2	8.5	22	20	6.1	20	6.1
	32	2.2	25	1.7	5.5	14	7.5	19.1	10	25	27	8.2	27	8.2
	44	3.0	35	2.4	6	15	9	22.9	10.5	27	35	10.7	35	10.7
	64	4.4	55	3.8	6	15	9	22.9	10.5	27	42	12.8	42	12.8

Model	5 PSI/0.3 BAR Liquid				15 PSI/1.0 BAR Liquid				25 PSI/1.7 BAR Liquid				35 PSI/2.4 BAR Liquid				55 PSI/3.8 BAR Liquid																							
	Air Pressure PSI/BAR	GPH/LPH	SCFM/SLPM		Air Pressure PSI/BAR	GPH/LPH	SCFM/SLPM		Air Pressure PSI/BAR	GPH/LPH	SCFM/SLPM		Air Pressure PSI/BAR	GPH/LPH	SCFM/SLPM		Air Pressure PSI/BAR	GPH/LPH	SCFM/SLPM																					
AN5010SS	18	1.2	9	34.1	12	339.8			28	1.9	27	102.2	14.5	411			38	2.6	51.6	195.3	16.4	464			48	3.3	75.6	286	18.4	521			60	4.1	36.6	139	25.3	716		
	20	1.4	7	26.5	12.8	362.5			32	2.2	20	75.7	16.2	459			44	3.0	32.4	122.6	19.5	552			72	5.0	21.6	82	31.0	878			78	5.4	16.8	64	33.7	954		
	22	1.5	6	22.7	13.6	385.2			38	2.6	20	75.7	19	538			54	3.7	22	83.3	24.3	688			72	5.0	21.6	82	31.0	878			78	5.4	16.8	64	33.7	954		
AN5020SS	10	0.7	30	113.6	13.7	388.0			18	1.2	98.4	372.4	15.6	442			26	1.8	159	601.8	17.6	498			36	2.5	183	693	20.0	566			54	3.7	231	874.3	26.0	736		
	12	0.8	18.6	70.4	16.2	458.8			20	1.4	73.2	277.1	17.9	507			32	2.2	99	374.7	23.7	671			42	2.9	126	477	26.1	739			60	4.1	168	635.9	33.4	946		
	---	---	---	---	---	---			22	1.5	63.6	240.7	20.3	575			36	2.5	75	283.9	28.6	810			46	3.2	96	363	31.0	878			72	5.0	76	287.7	47.2	1337		
---	---	---	---	---	---			24	1.7	52.8	199.8	22.6	640			40	2.8	57.6	218.0	33.0	935			52	3.6	71	269	31.7	1068			76	5.2	54	204.4	51.3	1453			

Internal Mix Wide Angle Round Pattern - 1/2 NPT



Model: AW5010SS
Material: Type 303 Stainless Steel



Model: AW5020SS
Material: Type 303 Stainless Steel




Model: AW5030SS
Material: Type 303 Stainless Steel

Model AW5010SS, AW5020SS and AW5030SS

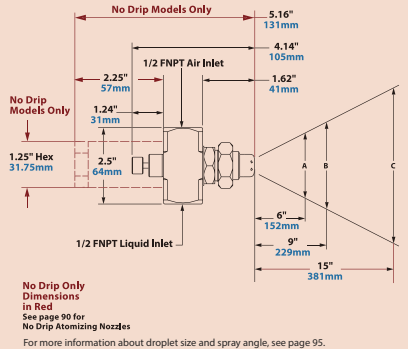
EXAIR's 1/2 NPT internal mix wide angle round pattern atomizing nozzles are great for covering a broad area. These larger atomizing nozzles can be adjusted for a light mist or a heavy soaking spray. They are popular for dust mitigation, humidification, and cooling of products, people or livestock in a broad area. These nozzles are also perfect for applying a coating to parts packed in large containers, for example, misting a container of stamped steel parts with oil to prevent oxidation during shipment.

For pressure fed applications not requiring independent air and liquid control.



Produce a large volume, fine mist or a hard hitting spray with these adjustable liquid nozzles.

Dimensions and Airflow Pattern



Spray Nozzles

Model	5 PSI/0.3 BAR Liquid			15 PSI/1.0 BAR Liquid			25 PSI/1.7 BAR Liquid			35 PSI/2.4 BAR Liquid			55 PSI/3.8 BAR Liquid			Spray Dimensions																											
	Air Pressure PSI/BAR	GPH/ LPH	SCFM/ SLM	Air Pressure PSI/BAR	GPH/ LPH	SCFM/ SLM	Air Pressure PSI/BAR	GPH/ LPH	SCFM/ SLM	Air Pressure PSI/BAR	GPH/ LPH	SCFM/ SLM	Air Pressure PSI/BAR	GPH/ LPH	SCFM/ SLM	Pressure	Liquid		Width			Max. Depth feet/in																					
	PSI/BAR	LPH	SLM	PSI/BAR	LPH	SLM	PSI/BAR	LPH	SLM	PSI/BAR	LPH	SLM	PSI/BAR	LPH	SLM	PSI/BAR	A	B	C	C																							
AW5010SS	---	---	---	---	---	---	28	1.9	33	125	7.6	215	40	2.8	28.8	109	11.0	312	58	4.0	66	250	11.7	331	30	2.1	25	17	12.5	31.8	18	46	26	66	18	5.5							
AW5020SS	10	0.69	32	121	12.0	340	26	1.8	36.8	139	218	617	40	2.8	60.6	229	29.9	847	54	3.7	70	265	37.4	1059	75	5.2	115	435	45.6	1291	12	0.8	5	0.3	15	38.1	19.5	50	25	64	22	6.7	
AW5030SS	12	0.83	20.4	77	14.5	411	30	2.1	28.8	109	25.6	725	44	3.0	40.8	154	33.5	949	58	4.0	49.2	186	41.2	1167	80	5.5	94	356	50.2	1422	46	3.2	25	1.7	16	40.6	20	51	25	64	35	10.7	
	14	0.97	13.2	50	16.2	459	32	2.2	21	79	277	784	48	3.3	26.4	100	38.2	1082	62	4.3	36	136	44.7	1266	---	---	---	---	---	---	---	60	4.1	35	2.4	15	38.1	18	46	22	56	40	12.2
	---	---	---	---	---	---	34	2.3	15.6	59	296	838	50	3.4	20.4	77	39.1	1107	65	4.5	27	102	46.9	1328	---	---	---	---	---	---	---	80	5.5	35	3.8	13	33.0	17	43	20	55	42	15.7
	10	0.69	31.1	118	12.8	362	18	1.2	112	424	14.6	413	26	1.8	180	681	17.0	481	36	2.5	210	795	21.2	600	54	3.7	264	999	28.2	799	10	0.7	5	0.3	16	40.6	21	53	31	79	20	6.1	
	12	0.83	18.6	70	15.15	429	20	1.4	87	329	16.5	467	30	2.1	138	522	20.6	583	40	2.8	177	670	25.0	708	62	4.3	216	818	36.0	1020	20	1.4	15	10	16	40.6	20.5	52	27	69	22	6.7	
	---	---	---	---	---	---	22	1.5	72	273	18.5	524	36	2.5	83.4	316	26.7	576	48	3.3	102	386	32.5	920	70	4.8	150	568	42.4	1201	44	3.0	35	2.4	13	33.0	17	43	22	56	35	10.7	
	---	---	---	---	---	---	24	1.7	60	227	20.4	578	40	2.8	61.2	232	31.1	878	52	3.6	82.2	311	36.7	1039	76	5.2	111	420	48.1	1362	64	4.4	55	3.8	13.8	34.3	17	43	22	56	44	13.4	

Atomizing Nozzles

Internal Mix Flat Fan Pattern - 1/2 NPT



Model: AF5010SS
Material: Type 303 Stainless Steel



Model: AF5020SS
Material: Type 303 Stainless Steel

Model AF5010SS and AF5020SS

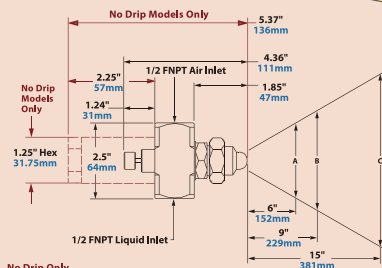
1/2 NPT internal mix flat fan pattern atomizing nozzles are designed with efficiency in mind. Especially good for vertical or horizontal assembly lines, the broad thin pattern of these larger atomizing nozzles makes efficient use of your expensive liquids. Their output can be adjusted for a very light film or a heavy coat of atomized liquid. Whether it's applying paint to hanging sheet metal, or using a water mist to cool a laminate web, flat fan atomizing nozzles cover a wide flat area, ideal for products moving on a conveyor.

For pressure fed applications not requiring independent air and liquid control.



Use the adjustable liquid valve to apply just the right amount of liquid upon your application.

Dimensions and Airflow Pattern



No Drip Only Dimensions in Red
See page 90 for No Drip Atomizing Nozzles

For more information about droplet size and spray angle, see page 95.

Spray Nozzles

Need Help Choosing The Best Atomizing Nozzle For Your Application?

Not sure which atomizing nozzle is required?

Our Application Engineers can assist you in determining the correct model.

Call 1-800-903-9247 to speak with an Application Engineer.

Model	Pressure		Spray Dimensions						Max. Depth feet/m			
	Air PSI/ BAR	Liquid PSI/ BAR	Width			Max. Depth feet/m						
			A in	B cm	C in							
AF5010SS	20	1.4	10	0.7	25	64	34	86	45	114	14	4.3
	40	2.8	20	1.4	28	71	36	91	46	117	18	5.5
	50	3.4	25	1.7	29	74	38	97	48	122	22	6.7
	70	4.8	40	2.8	32	81	42	107	51	130	27	8.2
AF5020SS	10	0.7	5	0.3	21	53	27	69	36	91	13	4.0
	20	1.4	15	1.0	34	86	42	107	52	132	15	4.6
	44	3.0	35	2.4	39	99	47	119	64	163	19	5.8
	64	4.4	55	3.8	40	102	50	127	68	173	20	6.1

Model	5 PSI/0.3 BAR Liquid					15 PSI/1.0 BAR Liquid					25 PSI/1.7 BAR Liquid					35 PSI/2.4 BAR Liquid					55 PSI/3.8 BAR Liquid												
	Air Pressure PSI/BAR	GPH/LPH	SCFM/SLPM	Air Pressure PSI/BAR	GPH/LPH	SCFM/SLPM	Air Pressure PSI/BAR	GPH/LPH	SCFM/SLPM	Air Pressure PSI/BAR	GPH/LPH	SCFM/SLPM	Air Pressure PSI/BAR	GPH/LPH	SCFM/SLPM	Air Pressure PSI/BAR	GPH/LPH	SCFM/SLPM	Air Pressure PSI/BAR	GPH/LPH	SCFM/SLPM												
AF5010SS	---	---	---	---	---	28	1.9	33.6	127	23.4	663	44	3.0	38.4	145	32.4	918	58	4.0	46.2	175	40.3	1141	---	---	---	---	---	---	---	---	---	---
	---	---	---	---	---	30	2.1	25.2	95	25.3	716	48	3.3	35.8	136	36.2	1025	62	4.3	34.8	132	43.5	1232	---	---	---	---	---	---	---	---	---	---
	---	---	---	---	---	34	2.3	12.6	48	28.7	813	50	3.4	18	68	38.0	1076	65	4.5	25.2	95	46.0	1303	---	---	---	---	---	---	---	---	---	---
	---	---	---	---	---	36	2.5	11.5	44	31.2	884	60	4.1	3.5	13	46.0	1303	70	4.8	16.2	61	49.7	1408	---	---	---	---	---	---	---	---	---	---
AF5020SS	10	0.69	18	68	18.0	510	18	1.2	87.6	332	15.6	442	26	1.8	150	568	17.9	507	36	2.5	177	670	22.3	632	54	3.7	231	874	29.3	830			
	12	0.83	6	23	6.0	170	20	1.4	62.4	236	18.4	521	30	2.1	99	375	22.3	632	40	2.8	132	500	26.6	753	60	4.1	186	704	35.6	1008			
	---	---	---	---	---	22	1.5	45.6	173	20.6	583	36	2.5	50.4	191	29.9	847	46	3.2	76.8	291	34.4	974	68	4.7	108	409	44.4	1257				
	---	---	---	---	---	24	1.7	30.6	116	23.3	660	40	2.8	26.4	100	35.2	997	52	3.6	38.4	145	41.5	1175	76	5.2	66	250	53.13	1505				

Internal Mix 360° Hollow Circular Pattern - 1/2 NPT



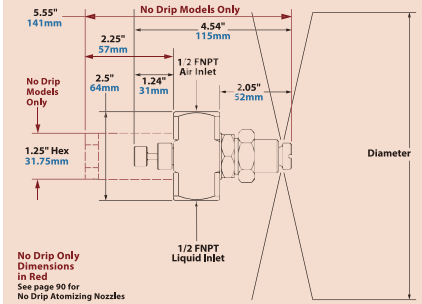
Model: AT5010SS
Material: Type 303 Stainless Steel

Model AT5010SS

1/2 NPT internal mix 360° nozzles are designed for applications where the spray pattern must be oriented away from the nozzle in all directions. These larger 360° nozzles are ideal where a smooth, even coating is needed on the ID of pipe or similar ductwork. They also work great for operations where a mist over a broad area is needed, such as dust suppression, humidification and cooling.


For pressure fed applications not requiring independent air and liquid control.

Dimensions and Airflow Pattern



For more information about droplet size and spray angle, see page 95.

Spray Nozzles



360° circular pattern nozzles can be used to coat inside diameters or cover a broad area up to 13' (4m).

Model	10 PSI/0.7 BAR Liquid			20 PSI/1.4 BAR Liquid			30 PSI/2.1 BAR Liquid			40 PSI/2.8 BAR Liquid			60 PSI/4.1 BAR Liquid			Spray Dimensions																				
	Air Pressure PSI/BAR	GPH/LPH	SCFM/SLPM	Air Pressure PSI/BAR	GPH/LPH	SCFM/SLPM	Air Pressure PSI/BAR	GPH/LPH	SCFM/SLPM	Air Pressure PSI/BAR	GPH/LPH	SCFM/SLPM	Air Pressure PSI/BAR	GPH/LPH	SCFM/SLPM	Air Pressure PSI/BAR	Liquid PSI/BAR	Diameter																		
	in	cm	in	cm	in	cm	in	cm	in	cm	in	cm	in	cm	in	cm	in	cm																		
AT5010SS	14	1.0	54	204	13.7	388	24	1.7	100	379	17.3	490	36	2.5	114	431	23.7	671	48	3.3	132	500	29.6	838	72	5.0	150	568	41.5	1175	16	1.1	10	0.7	56	142
	16	1.1	33.6	127	16.3	462	28	1.9	66	250	21.8	617	40	2.8	83	314	28.0	793	54	3.7	85	322	36.2	1025	76	5.2	120	454	45.6	1291	42	2.9	30	2.1	112	284
	18	1.2	16.8	64	18.5	524	32	2.2	32.5	123	26.7	756	46	3.2	38.4	145	34.6	980	60	4.1	42	159	42.7	1209	78	5.4	108	409	47.9	1357	56	3.9	40	2.8	144	366
	20	1.4	10.8	41	20.0	566	36	2.5	12	45	30.8	872	50	3.4	14.4	55	39.1	1107	66	4.6	15.6	59	49.9	1413	82	5.7	84	318	51.5	1458	80	5.5	60	4.1	156	396

Atomizing Nozzles

External Mix Narrow Angle Flat Fan Pattern - 1/2 NPT



Model: EF5010SS
Material: Type 303 Stainless Steel

Model EF5010SS

1/2 NPT external mix narrow angle flat fan pattern nozzles are great where a high volume of liquid is needed over a concentrated area. Since they are external mix, airflow and liquid flow can be controlled independently. External mix narrow angle flat fan pattern nozzles are the best choice where thicker liquids for a heavy coating are needed over a narrow band, such as a paint line.

For pressure fed applications with independent air and liquid control.



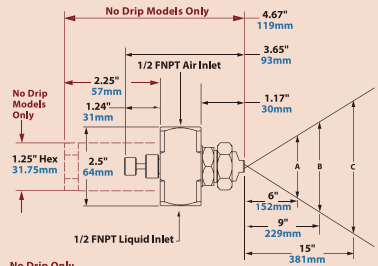
External mix narrow angle flat fan nozzles provide a high volume of liquid in a concentrated area.

Spray Nozzles



See page 4 for complete details.

Dimensions and Airflow Pattern



No Drip Only Dimensions in Red
See page 90 for No Drip Atomizing Nozzles

For more information about droplet size and spray angle, see page 95.

Model	3 PSI/0.2 BAR Liquid			5 PSI/0.3 BAR Liquid			7 PSI/0.5 BAR Liquid			10 PSI/0.7 BAR Liquid			15 PSI/1.0 BAR Liquid			Spray Dimensions																										
	Air Pressure PSI/ BAR	GPH/ LPH	SCFM/ SLPM	Air Pressure PSI/ BAR	GPH/ LPH	SCFM/ SLPM	Air Pressure PSI/ BAR	GPH/ LPH	SCFM/ SLPM	Air Pressure PSI/ BAR	GPH/ LPH	SCFM/ SLPM	Air Pressure PSI/ BAR	GPH/ LPH	SCFM/ SLPM	Pressure			Width			Max. Depth feet/m																				
																Air PSI/ BAR	Liquid PSI/ BAR	A	B	C	in		cm	in	cm	in	cm															
EF5010SS	30	2.1		30.2	854		40	2.8		36.6	1037		45	3.1		39.9	1130		55	3.8		46.4	1314		80	5.5		56.0	1586	35	2.4	3	0.2	15	38	18.5	47	22	56	25	7.6	
	35	2.4		34.0	961		45	3.1		40.4	1144		55	3.8		47.0	1331		60	4.1		49.75	1409		85	5.9		60.0	1699	50	3.4	5	0.3	15	38	19	48	23	58	31	9.4	
	40	2.8	141	534						47.4	1342		60	4.1		49.5	1402		70	4.8	264	999		52.84	1496	90	6.2		61.4	1739	70	4.8	10	0.7	15	38	20	51	25	64	33	10.1
	45	3.1						60	4.1		50.0	1416		70	4.8		56.8	1609		80	5.5		59.7	1691		100	6.9		67.6	1914	100	6.2	15	10	15	38	20	51	25	64	35	10.7



Siphon Fed Round Pattern - 1/2 NPT



Model: SR5010SS
Material: Type 303 Stainless Steel

Model SR5010SS

1/2 NPT siphon fed round pattern nozzles are great where no liquid pressure is available and a heavy coating is needed at a specific area. Flow rate of these larger atomizing nozzles is adjustable via the adjusting valve. Siphon nozzles work best with a suction height of 24" or less. Since these nozzles are siphon fed, the compressed airflow draws the liquid in and mixes it internally. Liquid flow is dependent both on the gravity or suction height and the airflow. 1/2 NPT siphon fed round pattern nozzles provide the most liquid flow of any siphon fed nozzle.

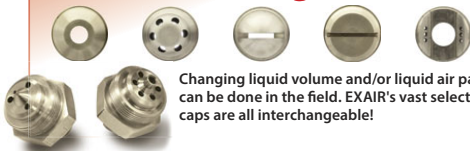
Siphon or gravity fed for non-pressurized applications.



Use a siphon fed nozzle when no liquid pressure is available.

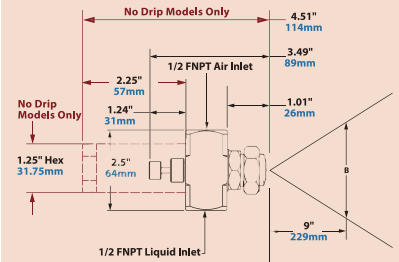
Spray Nozzles

Air and Liquid Caps are Interchangeable!



Changing liquid volume and/or liquid air pattern can be done in the field. EXAIR's vast selection of caps are all interchangeable!

Dimensions and Airflow Pattern



No Drip Only Dimensions in Red. See page 90 for No Drip Atomizing Nozzles. For more information about droplet size and spray angle, see page 95.

Model	Liquid Flow in GPH/LPH															Spray Dimensions at 8" (20cm) Siphon Height								
	Air		Gravity Head					Siphon Height								Air		Width		Max. Depth feet/m				
	Pressure PSI/BAR	SCFM/SLPM	18"	46cm	12"	30cm	6"	15cm	4"	10cm	8"	20cm	12"	30cm	24"	61cm	Pressure PSI/BAR	in	cm					
SR5010SS	20	1.4	19.3	547	---	---	---	---	22.1	84	14.3	54	---	---	---	---	20	1.4	6	15	22	6.7		
	30	2.1	25.2	714	---	---	---	---	28.6	108	25.7	97	12.3	47	---	---	30	2.1	6	15	25	7.6		
	40	2.8	32.8	929	---	---	56.8	215	41	155	31.5	119	28.4	107	19.6	74	---	40	2.8	6	15	28	8.5	
	50	3.4	36.7	1039	61	231	57.4	217	42.8	162	32.1	121	30.2	114	21.8	83	---	50	3.4	6	15	29	8.8	
	60	4.1	42.2	1195	59.1	224	57.4	217	43.8	166	33.1	125	33	125	25.7	97	9.9	37	60	4.1	6	15	31	9.4
	70	4.8	47.7	1351	66	250	58.6	222	43.8	166	35.3	134	35.3	134	29.7	112	12.5	47	70	4.8	6	15	35	10.7
	80	5.5	52.9	1498	68.3	259	59.1	224	44.5	168	44.6	169	36.9	140	31.5	119	17.5	66	80	5.5	6	15	37	11.3

No Drip Atomizing Spray Nozzles

Eliminate drips to conserve valuable liquids and improve product finishes!



Spray Nozzles

What Are No Drip Atomizing Nozzles?

EXAIR's patented[†] no drip atomizing spray nozzles work in the same way our standard atomizing nozzles do, but have the added benefit of positively stopping liquid flow when compressed air is shut off. All models use stainless steel construction for durability and corrosion resistance.

EXAIR's no drip atomizing nozzles are available in 3 basic families:

Internal Mix:

Internal mix nozzles mix the liquid and air inside the air cap and produce the finest atomization. Internal mix nozzles can be used on liquids with a viscosity up to 300 cP. Both air and liquid sides are pressure fed. **No Drip Internal Mix Atomizing Nozzles are for pressure fed applications not requiring independent air and liquid control.**

External Mix:

External mix nozzles have the highest flow rates and allow the air and liquid flows to be adjusted independently. These nozzles are best where precise liquid flow is needed. External mix nozzles can be used on liquids with a viscosity above 300 cP. Both air and liquid sides are pressure fed. **No Drip External Mix Atomizing Nozzles are for pressure fed applications with independent air and liquid control.**

Siphon Fed:

Siphon fed nozzles require no liquid pressure and can be used with gravity fed liquids or lift liquids from a siphon height as much as 36 inches (91cm). Siphon fed nozzles can be used on liquids with a viscosity up to 200 cP. **No Drip Siphon Fed Atomizing Nozzles are siphon or gravity fed for non-pressurized applications.**

[†] Patent #9156045

Why No Drip Atomizing Nozzles?

When spraying any type of liquid, post spray liquid flow can cause big problems. Unwanted drips can ruin product finishes on painted or coated surfaces. In addition, excess liquid flow wastes precious resources such as expensive coatings, chemicals or water. EXAIR's no drip atomizing nozzles are ideal where no post-spray drip is permissible. When the compressed air supply is shut off, the no drip nozzle positively seals off the flow of liquid eliminating the possibility of drips. They can be used in any situation that our standard atomizing nozzles can be used, including Siphon Fed applications. Unlike some manufacturers, there's no need to run a separate air line to control the no drip mechanism. The same compressed air used to combine and atomize liquid in a variety of patterns is used to open a valve allowing liquid to flow. That makes these ideal for use with EXAIR's money and energy saving EFC (see page 7).

EXAIR's no drip nozzles do not change flow rates from standard atomizing nozzles. Operations that require up to 180 cycles per minute can be achieved. Minimum operating air pressure of 30 PSIG (2.1 BAR) required for 1/4 and 1/2 NPT nozzles. 20 PSIG (1.4 BAR) is required for 1/8 NPT nozzles.



Mounting Brackets are available - Model 901786 for 1/8 NPT, Model 901318 for 1/4 NPT and Model 901556 for 1/2 NPT atomizing nozzles.

Applications

- Painting
- Coating
- Rinsing
- Cooling
- Quenching
- Wetting (moistening)
- Humidification
- Dust Control

Advantages

- No post spray drip
- Adjustable
- Easily used with an EFC
- Minimizes air and liquid consumption
- All stainless steel construction
- Fine atomization
- Interchangeable liquid and air caps
- Compact

No Drip Atomizing Nozzles

No Drip Internal Mix Atomizing Nozzles are for pressure fed applications not requiring independent air and liquid control.



NO DRIP INTERNAL MIX ATOMIZING NOZZLES

Model Description

No Drip Internal Mix Narrow Angle Round Pattern Atomizing Nozzles

AN9010SS	No Drip Internal Mix Narrow Angle Round Pattern Atomizing Nozzles, 2.63 GPH/9.96 LPH Max, 1/8 NPT
AN9020SS	No Drip Internal Mix Narrow Angle Round Pattern Atomizing Nozzles, 3.33 GPH/12.61 LPH Max, 1/8 NPT
AN9030SS	No Drip Internal Mix Narrow Angle Round Pattern Atomizing Nozzles, 6.3 GPH/23.85 LPH Max, 1/8 NPT
AN9040SS	No Drip Internal Mix Narrow Angle Round Pattern Atomizing Nozzles, 12.00 GPH/45.42 LPH Max, 1/8 NPT
AN9050SS	No Drip Internal Mix Narrow Angle Round Pattern Atomizing Nozzles, 18.93 GPH/71.66 LPH Max, 1/8 NPT
AN2010SS	No Drip Internal Mix Narrow Angle Round Pattern Atomizing Nozzles, 3.3 GPH/12.5 LPH Max, 1/4 NPT
AN2020SS	No Drip Internal Mix Narrow Angle Round Pattern Atomizing Nozzles, 9.9 GPH/37.5 LPH Max, 1/4 NPT
AN2030SS	No Drip Internal Mix Narrow Angle Round Pattern Atomizing Nozzles, 23.0 GPH/87.1 LPH Max, 1/4 NPT
AN2040SS	No Drip Internal Mix Narrow Angle Round Pattern Atomizing Nozzles, 66.0 GPH/250 LPH Max, 1/4 NPT
AN6010SS	No Drip Internal Mix Narrow Angle Round Pattern Atomizing Nozzles, 75.6 GPH/286 LPH Max, 1/2 NPT
AN6020SS	No Drip Internal Mix Narrow Angle Round Pattern Atomizing Nozzles, 231.0 GPH/874 LPH Max, 1/2 NPT

No Drip Internal Mix Wide Angle Round Pattern Atomizing Nozzles

AW9010SS	No Drip Internal Mix Wide Angle Round Pattern Atomizing Nozzles, 2.60 GPH/9.84 LPH Max, 1/8 NPT
AW9020SS	No Drip Internal Mix Wide Angle Round Pattern Atomizing Nozzles, 9.83 GPH/37.22 LPH Max, 1/8 NPT
AW9030SS	No Drip Internal Mix Wide Angle Round Pattern Atomizing Nozzles, 15.00 GPH/56.78 LPH Max, 1/8 NPT
AW9040SS	No Drip Internal Mix Wide Angle Round Pattern Atomizing Nozzles, 22.33 GPH/84.54 LPH Max, 1/8 NPT
AW2010SS	No Drip Internal Mix Wide Angle Round Pattern Atomizing Nozzles, 3.5 GPH/13.2 LPH Max, 1/4 NPT
AW2020SS	No Drip Internal Mix Wide Angle Round Pattern Atomizing Nozzles, 8.5 GPH/32.2 LPH Max, 1/4 NPT
AW2030SS	No Drip Internal Mix Wide Angle Round Pattern Atomizing Nozzles, 15.0 GPH/56.8 LPH Max, 1/4 NPT
AW2040SS	No Drip Internal Mix Wide Angle Round Pattern Atomizing Nozzles, 24.0 GPH/91 LPH Max, 1/4 NPT
AW6010SS	No Drip Internal Mix Wide Angle Round Pattern Atomizing Nozzles, 66.0 GPH/250 LPH Max, 1/2 NPT
AW6020SS	No Drip Internal Mix Wide Angle Round Pattern Atomizing Nozzles, 115.0 GPH/435 LPH Max, 1/2 NPT
AW6030SS	No Drip Internal Mix Wide Angle Round Pattern Atomizing Nozzles, 264.0 GPH/999 LPH Max, 1/2 NPT

Spray Nozzles

No Drip Atomizing Nozzles

Spray Nozzles



Model	Description
No Drip Internal Mix Flat Fan Pattern Atomizing Nozzles	
AF9010SS	No Drip Internal Mix Flat Fan Pattern Atomizing Nozzles, 3.47 GPH/13.12 LPH Max, 1/8 NPT
AF9020SS	No Drip Internal Mix Flat Fan Pattern Atomizing Nozzles, 4.27 GPH/16.15 LPH Max, 1/8 NPT
AF9030SS	No Drip Internal Mix Flat Fan Pattern Atomizing Nozzles, 17.00 GPH/64.35 LPH Max, 1/8 NPT
AF9040SS	No Drip Internal Mix Flat Fan Pattern Atomizing Nozzles, 28.00 GPH/105.99 LPH Max, 1/8 NPT
AF2010SS	No Drip Internal Mix Flat Fan Pattern Atomizing Nozzles, 3.2 GPH/12.1 LPH Max, 1/4 NPT
AF2020SS	No Drip Internal Mix Flat Fan Pattern Atomizing Nozzles, 4.7 GPH/17.8 LPH Max, 1/4 NPT
AF2030SS	No Drip Internal Mix Flat Fan Pattern Atomizing Nozzles, 11.0 GPH/41.6 LPH Max, 1/4 NPT
AF2040SS	No Drip Internal Mix Flat Fan Pattern Atomizing Nozzles, 18.3 GPH/69.3 LPH Max, 1/4 NPT
AF2050SS	No Drip Internal Mix Flat Fan Pattern Atomizing Nozzles, 42.0 GPH/159 LPH Max, 1/4 NPT
AF6010SS	No Drip Internal Mix Flat Fan Pattern Atomizing Nozzles, 46.2 GPH/175 LPH Max, 1/2 NPT
AF6020SS	No Drip Internal Mix Flat Fan Pattern Atomizing Nozzles, 231.0 GPH/874 LPH Max, 1/2 NPT
No Drip Internal Mix Deflected Flat Fan Pattern Atomizing Nozzles	
AD2010SS	No Drip Internal Mix Deflected Flat Fan Pattern Atomizing Nozzles, 6.9 GPH/26 LPH Max, 1/4 NPT
No Drip Internal Mix 360° Hollow Circular Pattern Atomizing Nozzles	
AT2010SS	No Drip Internal Mix 360° Hollow Circular Pattern Atomizing Nozzles, 14.7 GPH/55.7 LPH Max, 1/4 NPT
AT6010SS	No Drip Internal Mix 360° Hollow Circular Pattern Atomizing Nozzles, 150 GPH/568 LPH Max, 1/2 NPT

NODRIPINTERNAL MIX ATOMIZING NOZZLES

No Drip Atomizing Nozzles

No Drip External Mix Atomizing Nozzles are for pressure fed applications with independent air and liquid control.



Model	Description
No Drip External Mix Round Pattern Atomizing Nozzles	
ER2010SS	No Drip External Mix Round Pattern Atomizing Nozzles, 3.8 GPH/14.4 LPH Max, 1/4 NPT
ER2020SS	No Drip External Mix Round Pattern Atomizing Nozzles, 7.5 GPH/28.4 LPH Max, 1/4 NPT
ER2030SS	No Drip External Mix Round Pattern Atomizing Nozzles, 14.0 GPH/53.0 LPH Max, 1/4 NPT
ER2040SS	No Drip External Mix Round Pattern Atomizing Nozzles, 31.0 GPH/117 LPH Max, 1/4 NPT
ER2050SS	No Drip External Mix Round Pattern Atomizing Nozzles, 60.0 GPH/227 LPH Max, 1/4 NPT
No Drip External Mix Narrow Angle Flat Fan Pattern Atomizing Nozzles	
EF9010SS	No Drip External Mix Narrow Angle Flat Fan Pattern Atomizing Nozzles, 2.00 GPH/7.57 LPH Max, 1/8 NPT
EF9020SS	No Drip External Mix Narrow Angle Flat Fan Pattern Atomizing Nozzles, 2.93 GPH/11.09 LPH Max, 1/8 NPT
EF9030SS	No Drip External Mix Narrow Angle Flat Fan Pattern Atomizing Nozzles, 7.67 GPH/29.03 LPH Max, 1/8 NPT
EF9040SS	No Drip External Mix Narrow Angle Flat Fan Pattern Atomizing Nozzles, 14.42 GPH/54.59 LPH Max, 1/8 NPT
EF9050SS	No Drip External Mix Narrow Angle Flat Fan Pattern Atomizing Nozzles, 25.00 GPH/94.64 LPH Max, 1/8 NPT
EF2010SS	No Drip External Mix Narrow Angle Flat Fan Pattern Atomizing Nozzles, 3.8 GPH/14.4 LPH Max, 1/4 NPT
EF2020SS	No Drip External Mix Narrow Angle Flat Fan Pattern Atomizing Nozzles, 7.5 GPH/28.4 LPH Max, 1/4 NPT
EF2030SS	No Drip External Mix Narrow Angle Flat Fan Pattern Atomizing Nozzles, 14.0 GPH/53.0 LPH Max, 1/4 NPT
EF2040SS	No Drip External Mix Narrow Angle Flat Fan Pattern Atomizing Nozzles, 31.0 GPH/117 LPH Max, 1/4 NPT
EF6010SS	No Drip External Mix Narrow Angle Flat Fan Pattern Atomizing Nozzles, 303.0 GPH/1,147 LPH Max, 1/2 NPT
No Drip External Mix Wide Angle Flat Fan Pattern Atomizing Nozzles	
EB2010SS	No Drip External Mix Wide Angle Flat Fan Pattern Atomizing Nozzles, 3.8 GPH/14.4 LPH Max, 1/4 NPT
EB2020SS	No Drip External Mix Wide Angle Flat Fan Pattern Atomizing Nozzles, 7.5 GPH/28.4 LPH Max, 1/4 NPT
EB2030SS	No Drip External Mix Wide Angle Flat Fan Pattern Atomizing Nozzles, 14.0 GPH/53.0 LPH Max, 1/4 NPT
EB2040SS	No Drip External Mix Wide Angle Flat Fan Pattern Atomizing Nozzles, 31.0 GPH/117 LPH Max, 1/4 NPT

Spray Nozzles

NO DRIP EXTERNAL MIX ATOMIZING NOZZLES

No Drip Atomizing Nozzles

No Drip Siphon Fed Atomizing Nozzles are siphon or gravity fed for non-pressurized applications.

Spray Nozzles



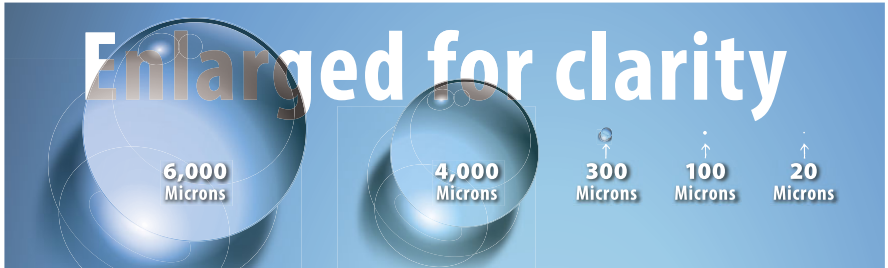
NEW



NEW

Model	Description
No Drip Siphon Fed Round Pattern Atomizing Nozzles	
SR9010SS	No Drip Siphon Fed Round Pattern Atomizing Nozzles, 0.53 GPH/2.02 LPH Max, 1/8 NPT
SR9020SS	No Drip Siphon Fed Round Pattern Atomizing Nozzles, 0.96 GPH/3.63 LPH Max, 1/8 NPT
SR9030SS	No Drip Siphon Fed Round Pattern Atomizing Nozzles, 1.98 GPH/7.50 LPH Max, 1/8 NPT
SR9040SS	No Drip Siphon Fed Round Pattern Atomizing Nozzles, 4.09 GPH/15.48 LPH Max, 1/8 NPT
SR9050SS	No Drip Siphon Fed Round Pattern Atomizing Nozzles, 5.12 GPH/19.38 LPH Max, 1/8 NPT
SR2020SS	No Drip Siphon Fed Round Pattern Atomizing Nozzles, 1.9 GPH/7.2 LPH Max, 1/4 NPT
SR2030SS	No Drip Siphon Fed Round Pattern Atomizing Nozzles, 5.8 GPH/22.0 LPH Max, 1/4 NPT
SR2040SS	No Drip Siphon Fed Round Pattern Atomizing Nozzles, 15.0 GPH/56.8 LPH Max, 1/4 NPT
SR6010SS	No Drip Siphon Fed Round Pattern Atomizing Nozzles, 68.3 GPH/259 LPH Max, 1/2 NPT
No Drip Siphon Fed Flat Fan Pattern Atomizing Nozzles	
SF9010SS	No Drip Siphon Fed Flat Fan Pattern Atomizing Nozzles, 0.43 GPH/1.62 LPH Max, 1/8 NPT
SF9020SS	No Drip Siphon Fed Flat Fan Pattern Atomizing Nozzles, 1.52 GPH/5.75 LPH Max, 1/8 NPT
SF9030SS	No Drip Siphon Fed Flat Fan Pattern Atomizing Nozzles, 1.45 GPH/5.49 LPH Max, 1/8 NPT
SF2010SS	No Drip Siphon Fed Flat Fan Pattern Atomizing Nozzles, 0.4 GPH/1.5 LPH Max, 1/4 NPT
SF2020SS	No Drip Siphon Fed Flat Fan Pattern Atomizing Nozzles, 1.2 GPH/4.5 LPH Max, 1/4 NPT
SF2030SS	No Drip Siphon Fed Flat Fan Pattern Atomizing Nozzles, 1.9 GPH/7.2 LPH Max, 1/4 NPT

NO DRIP SIPHON FED ATOMIZING NOZZLES



Droplet Size

One of the primary reasons atomizing spray nozzles are used is because of their fine droplet size. Benefits of fine droplet size include even coating and liquid conservation. For reference, a large raindrop is around 6,000 microns (0.236") in diameter. Standard liquid nozzles produce droplet sizes ranging from 4,000 microns (0.157") down to 300 microns (0.012") in diameter. EXAIR's Atomizing Nozzles produce minuscule droplet sizes in the range of 100 microns (0.004") to 20 microns (0.0008")!

Droplet size can be adjusted by varying either the air or liquid pressure. An increase in air pressure or decrease in liquid pressure will generally produce a smaller droplet size. Below is a chart showing various models of atomizing air nozzles and their droplet sizes at selected pressures.

Droplet Size			
Model	Liquid Pressure	Air Pressure	Droplet Size μm^*
AN1020SS	20 PSI	40 PSI	71
	40 PSI	65 PSI	83
ER1020SS	5 PSI	40 PSI	39
	20 PSI	40 PSI	57
SR1020SS	4" Siphon Height	20 PSI	25
	4" Siphon Height	40 PSI	22

* Volume Median Diameter $D_{V(50.0)}$ of liquid droplets.
 1 μm = 1 micron = 0.00004". All tests performed with water.

Spray Angle

The Spray Angle is the trigonometric angle created by the width of the spray pattern and the distance at which it is measured. This angle can vary greatly within a given family of atomizing nozzles depending on flow rates and pressures, but will generally fall into the ranges below:

Spray Angle		
Family	Minimum Angle	Maximum Angle
Internal Mix Narrow Angle Round Pattern - AN1010SS, AN2010SS, etc.	20°	45°
Internal Mix Wide Angle Round Pattern - AW1010SS, AW2010SS, etc.	50°	90°
Internal Mix Flat Fan Pattern - AF1010SS, AF2010SS, etc.	50°	120°
Internal Mix Deflected Flat Fan Pattern - AD1010SS, AD2010SS, etc.	67°	90°
External Mix Round Pattern - ER1010SS, ER2010SS, etc.	25°	60°
External Mix Narrow Angle Flat Fan Pattern - EF1010SS, EF2010SS, etc.	35°	70°
External Mix Wide Angle Flat Fan Pattern - EB1010SS, EB2010SS, etc.	50°	105°
Siphon Fed Round Pattern - SR1010SS, SR2010SS, etc.	20°	50°
Siphon Fed Flat Fan Pattern - SF1010SS, SF2010SS, etc.	50°	100°

Spray Nozzles

EXAIR® Standards Compliance

As the leader in standards compliance, EXAIR's products come with more than engineered performance, peak efficiency, the best technical knowledge and unmatched customer service...

EXAIR is dedicated to providing products that have been manufactured to meet the strict requirements of the following standards. These standards provide confidence that you are receiving reliable, high quality products which will perform as stated within the performance charts provided.

Our products meet or exceed the strict safety standards of OSHA and the European Union to ensure the safety of your personnel. Many of these standards will allow your products a smoother transaction when selling your products into international markets.

OSHA and CE Compliance:



EXAIR compressed air products comply with OSHA's Safety Requirements (29 CFR 1910.242(b)), the EU General Product Safety Directive (2001/95/EC) and meet the noise limitation requirements (29 CFR-1910.95(a)), of the EU Machinery Directive (2006/42/EC). EXAIR's Electronic Flow Control and Electronic Temperature Control meet the low voltage standards of the EU Low Voltage Directive (2006/95/EC). Some EXAIR products display the CE mark where there are applicable directives. All sound level measurements are taken at 3 feet from product.

RoHS:



Electrical portions of EXAIR's Static Eliminators, EFC, ETC, Digital Flowmeter solenoid valves, and thermostats comply with the RoHS (Restriction of Hazardous Substances) Directive 2011/65/EU, including the amendment outlined in the European Commission decision L 214/65.

Conflict Mineral Free:



Look for this symbol to designate conflict mineral free products throughout our catalog. EXAIR supports Section 1502 of the Dodd-Frank Wall Street Reform and Consumer Protection Act. We are committed to compliance with the conflict minerals rule in order to curb the illicit trade of tin, tantalum, tungsten and gold in the DRC region. EXAIR is using the CMRT 4.20 template to document our supply chain and commitment to conflict free products.

Reach:



Per Regulation (EC) No 1907/2006 Title I, Article 3, paragraph 3, the European Union has recently enacted legislation to register chemicals and substances imported into the EU to ensure a high level of protection of human health and the environment.

Per Title II, Article 7, paragraph 1, articles (products) must be registered when a substance is intended to be released under normal or reasonably foreseeable conditions of use and it is present in those articles in quantities totaling over 1 metric ton per producer or importer per year. Registration of EXAIR products is not required since they do not contain substances that are intentionally released.